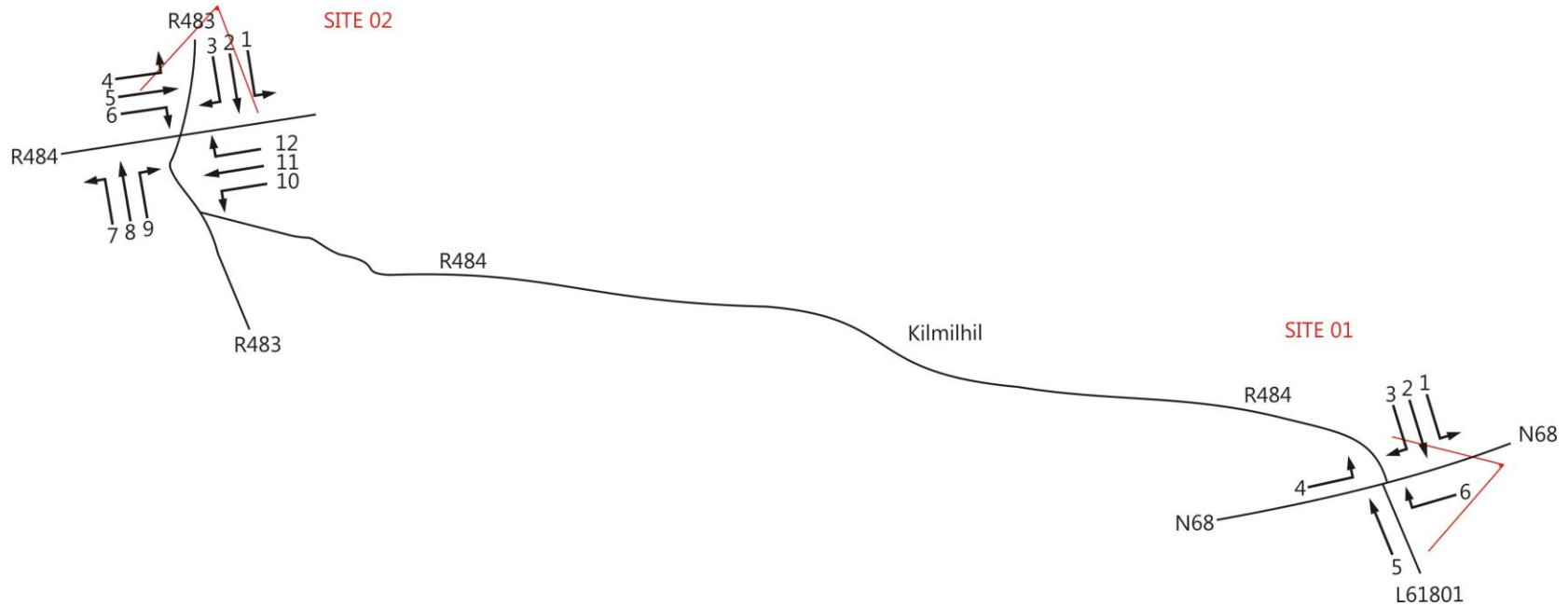






APPENDIX 15-1

Traffic Count Data

Site/Movement Numbering



	Job number: TRA/19/023	Job Date: 5 th March 2024	Drawing No: TRA/24/023-01	
	Client: Alan Lipscombe Traffic	Job Day: Tuesday	Author: SPW	

TRAFFINOMICS LIMITED

**CAHERMURPHY WIND FARM TRAFFIC COUNTS
MANUAL CLASSIFIED JUNCTION TURNING COUNTS**

**MARCH 2024
TRA/24/023**

SITE: 01

DATE: 5th March 2024

LOCATION: N68/R484 Kilmilhill Road

DAY: Tuesday

TIME	MOVEMENT 1					TOT	PCU	MOVEMENT 2					TOT	PCU	MOVEMENT 3					TOT	PCU
	CAR	LGV	OGV1	OGV2	BUS			CAR	LGV	OGV1	OGV2	BUS			CAR	LGV	OGV1	OGV2	BUS		
07:00	14	9	1	1	0	25	27	0	0	0	0	0	0	0	1	0	0	0	0	1	1
07:15	19	8	0	1	0	28	29	0	0	0	0	0	0	0	0	0	0	0	0	0	0
07:30	21	8	0	1	0	30	31	0	0	0	0	0	0	0	0	0	0	0	0	0	0
07:45	22	10	0	1	1	34	36	0	0	0	0	0	0	0	0	1	0	0	0	1	1
H/TOT	76	35	1	4	1	117	124	0	0	0	0	0	0	0	1	1	0	0	0	2	2
08:00	27	6	0	1	1	35	37	0	0	0	0	0	0	0	0	1	0	0	0	1	1
08:15	23	4	2	1	0	30	32	0	0	0	0	0	0	0	0	0	0	0	0	0	0
08:30	22	7	0	1	0	30	31	0	0	0	0	0	0	0	0	0	0	0	0	0	0
08:45	17	5	0	0	0	22	22	0	0	0	0	0	0	0	0	1	0	0	0	1	1
H/TOT	89	22	2	3	1	117	123	0	0	0	0	0	0	0	0	2	0	0	0	2	2
09:00	14	2	0	0	0	16	16	0	0	0	0	0	0	0	0	0	0	0	0	0	0
09:15	17	5	2	0	1	25	27	0	0	0	0	0	0	2	1	0	0	0	3	3	3
09:30	21	2	1	0	0	24	25	0	0	0	0	0	0	0	0	0	0	0	0	0	0
09:45	9	2	2	1	0	14	16	0	0	0	0	0	0	0	0	0	0	0	0	0	0
H/TOT	61	11	5	1	1	79	84	0	0	0	0	0	0	2	1	0	0	0	3	3	
P/TOT	226	68	8	8	3	313	330	0	0	0	0	0	0	3	4	0	0	0	7	7	

TIME	MOVEMENT 1					TOT	PCU	MOVEMENT 2					TOT	PCU	MOVEMENT 3					TOT	PCU
	CAR	LGV	OGV1	OGV2	BUS			CAR	LGV	OGV1	OGV2	BUS			CAR	LGV	OGV1	OGV2	BUS		
16:00	11	5	0	1	0	17	18	0	0	0	0	0	0	0	0	0	0	0	0	0	0
16:15	8	2	0	1	2	13	16	0	0	0	0	0	0	2	1	0	0	0	3	3	3
16:30	14	0	1	0	0	15	16	0	0	0	0	0	0	0	0	0	0	0	0	0	0
16:45	4	2	1	0	1	8	10	0	0	0	0	0	0	1	0	1	0	0	2	3	3
H/TOT	37	9	2	2	3	53	60	0	0	0	0	0	0	3	1	1	0	0	5	6	
17:00	7	4	1	1	1	14	17	0	0	0	0	0	0	1	0	0	0	0	1	1	1
17:15	16	2	0	0	0	18	18	0	0	0	0	0	0	1	0	0	0	0	1	1	1
17:30	5	2	0	0	0	7	7	0	0	0	0	0	0	2	0	0	0	0	2	2	2
17:45	8	2	0	0	0	10	10	0	0	0	0	0	0	1	2	0	0	0	3	3	3
H/TOT	36	10	1	1	1	49	52	0	0	0	0	0	0	5	2	0	0	0	7	7	
18:00	9	1	0	0	1	11	12	0	0	0	0	0	0	1	1	0	0	0	2	2	2
18:15	8	0	0	0	0	8	8	0	0	0	0	0	0	2	0	0	0	0	2	2	2
18:30	4	1	0	0	0	5	5	0	0	0	0	0	0	0	0	0	0	0	0	0	0
18:45	4	0	0	0	0	4	4	0	0	0	0	0	0	0	0	0	0	0	0	0	0
H/TOT	25	2	0	0	1	28	29	0	0	0	0	0	0	3	1	0	0	0	4	4	
P/TOT	98	21	3	3	5	130	140	0	0	0	0	0	0	11	4	1	0	0	16	17	

TRAFFINOMICS LIMITED

**CAHERMURPHY WIND FARM TRAFFIC COUNTS
MANUAL CLASSIFIED JUNCTION TURNING COUNTS**

**MARCH 2024
TRA/24/023**

SITE: 01

DATE: 5th March 2024

LOCATION: N68/R484 Kilmilhill Road

DAY: Tuesday

TIME	MOVEMENT 4					TOT	PCU	MOVEMENT 5					TOT	PCU	MOVEMENT 6					TOT	PCU
	CAR	LGV	OGV1	OGV2	BUS			CAR	LGV	OGV1	OGV2	BUS			CAR	LGV	OGV1	OGV2	BUS		
07:00	2	0	0	0	0	2	2	0	0	0	0	0	0	0	2	2	0	0	0	4	4
07:15	0	0	0	0	0	0	0	0	0	0	0	0	0	0	4	1	0	0	0	5	5
07:30	0	0	0	0	0	0	0	0	0	0	0	0	0	0	2	6	0	1	0	9	10
07:45	0	0	0	0	0	0	0	0	0	0	0	0	0	0	4	3	0	2	1	10	14
H/TOT	2	0	0	0	0	2	2	0	0	0	0	0	0	0	12	12	0	3	1	28	33
08:00	0	0	0	0	0	0	0	0	0	0	0	0	0	0	9	3	0	0	0	12	12
08:15	0	0	0	0	0	0	0	0	0	0	0	0	0	0	4	1	0	2	0	7	10
08:30	0	0	0	0	0	0	0	0	0	0	0	0	0	0	15	2	2	0	1	20	22
08:45	0	0	0	0	0	0	0	0	0	0	0	0	0	0	15	3	1	0	0	19	20
H/TOT	0	0	0	0	0	0	0	0	0	0	0	0	0	0	43	9	3	2	1	58	63
09:00	2	0	0	0	0	2	2	0	0	0	0	0	0	0	7	1	1	1	0	10	12
09:15	0	0	0	1	0	1	2	0	0	0	0	0	0	0	4	2	0	0	0	6	6
09:30	0	0	0	0	0	0	0	0	0	0	0	0	0	0	6	3	2	1	1	13	16
09:45	0	0	0	0	0	0	0	0	0	0	0	0	0	0	8	4	0	1	0	13	14
H/TOT	2	0	0	1	0	3	4	0	0	0	0	0	0	0	25	10	3	3	1	42	48
P/TOT	4	0	0	1	0	5	6	0	0	0	0	0	0	0	80	31	6	8	3	128	144

TIME	MOVEMENT 4					TOT	PCU	MOVEMENT 5					TOT	PCU	MOVEMENT 6					TOT	PCU
	CAR	LGV	OGV1	OGV2	BUS			CAR	LGV	OGV1	OGV2	BUS			CAR	LGV	OGV1	OGV2	BUS		
16:00	0	0	0	0	0	0	0	0	0	0	0	0	0	0	8	3	1	0	0	12	13
16:15	0	1	0	0	0	1	1	0	0	0	0	0	0	0	13	7	1	2	0	23	26
16:30	0	0	0	0	0	0	0	0	0	0	0	0	0	0	12	11	3	0	1	27	30
16:45	0	1	0	0	0	1	1	0	0	0	0	0	0	0	22	7	2	0	0	31	32
H/TOT	0	2	0	0	0	2	2	0	0	0	0	0	0	0	55	28	7	2	1	93	100
17:00	0	0	0	0	0	0	0	0	0	0	0	0	0	0	26	13	0	0	0	39	39
17:15	1	0	0	0	0	1	1	0	0	0	0	0	0	0	22	7	0	0	0	29	29
17:30	0	0	0	0	0	0	0	0	0	0	0	0	0	0	28	12	0	0	0	40	40
17:45	0	0	0	0	0	0	0	0	0	0	0	0	0	0	37	11	0	0	0	48	48
H/TOT	1	0	0	0	0	1	1	0	0	0	0	0	0	0	113	43	0	0	0	156	156
18:00	2	0	0	0	0	2	2	0	0	0	0	0	0	0	17	5	0	0	0	22	22
18:15	2	1	0	0	0	3	3	0	0	0	0	0	0	0	21	5	0	1	1	28	30
18:30	0	0	0	0	0	0	0	0	0	0	0	0	0	0	20	4	0	0	0	24	24
18:45	1	0	0	0	0	1	1	0	0	0	0	0	0	0	26	4	0	2	0	32	35
H/TOT	5	1	0	0	0	6	6	0	0	0	0	0	0	0	84	18	0	3	1	106	111
P/TOT	6	3	0	0	0	9	9	0	0	0	0	0	0	0	252	89	7	5	2	355	367

TRAFFINOMICS LIMITED

**CAHERMURPHY WIND FARM TRAFFIC COUNTS
MANUAL CLASSIFIED JUNCTION TURNING COUNTS**

**MARCH 2024
TRA/24/023**

SITE: 02

DATE: 5th March 2024

LOCATION: R483/R484 / L2048 Creegh Cross

DAY: Tuesday

TIME	MOVEMENT 1					TOT	PCU	MOVEMENT 2					TOT	PCU	MOVEMENT 3					TOT	PCU	
	CAR	LGV	OGV1	OGV2	BUS			CAR	LGV	OGV1	OGV2	BUS			CAR	LGV	OGV1	OGV2	BUS			
07:00	0	0	0	0	0	0	0	5	3	0	0	0	8	8	0	0	0	0	0	0	0	0
07:15	0	0	0	0	0	0	0	7	7	0	0	0	14	14	0	0	0	0	0	0	0	0
07:30	0	0	0	0	0	0	0	8	6	0	0	0	14	14	0	0	0	0	0	0	0	0
07:45	0	0	0	0	0	0	0	15	7	0	0	0	22	22	0	2	0	0	0	0	2	2
H/TOT	0	0	0	0	0	0	0	35	23	0	0	0	58	58	0	2	0	0	0	0	2	2
08:00	1	0	0	0	0	1	1	12	3	0	0	0	15	15	1	0	0	0	0	1	1	1
08:15	0	0	0	0	0	0	0	10	3	0	0	1	14	15	0	0	0	0	0	0	0	0
08:30	0	0	0	0	0	0	0	15	0	1	0	0	16	17	2	0	0	0	0	2	2	2
08:45	2	2	0	0	1	5	6	14	4	2	0	1	21	23	0	0	0	0	0	0	0	0
H/TOT	3	2	0	0	1	6	7	51	10	3	0	2	66	70	3	0	0	0	0	3	3	
09:00	0	0	0	0	0	0	0	13	4	1	0	0	18	19	5	0	0	1	0	6	7	7
09:15	1	1	0	0	0	2	2	18	3	1	0	0	22	23	1	0	0	0	0	1	1	1
09:30	0	1	0	0	0	1	1	6	3	1	0	0	10	11	1	0	0	0	0	1	1	1
09:45	3	0	0	0	1	4	5	6	1	0	0	0	7	7	1	0	0	0	0	1	1	1
H/TOT	4	2	0	0	1	7	8	43	11	3	0	0	57	59	8	0	0	1	0	9	10	
P/TOT	7	4	0	0	2	13	15	129	44	6	0	2	181	186	11	2	0	1	0	14	15	

TIME	MOVEMENT 1					TOT	PCU	MOVEMENT 2					TOT	PCU	MOVEMENT 3					TOT	PCU	
	CAR	LGV	OGV1	OGV2	BUS			CAR	LGV	OGV1	OGV2	BUS			CAR	LGV	OGV1	OGV2	BUS			
16:00	2	0	0	0	0	2	2	15	3	0	0	0	18	18	3	0	0	0	0	3	3	3
16:15	1	0	1	0	0	2	3	8	3	2	0	0	13	14	1	0	0	0	0	1	1	1
16:30	1	0	0	0	0	1	1	7	4	1	0	0	12	13	2	0	0	0	0	2	2	2
16:45	2	1	1	0	1	5	7	9	3	1	0	0	13	14	1	0	0	0	0	1	1	1
H/TOT	6	1	2	0	1	10	12	39	13	4	0	0	56	58	7	0	0	0	0	7	7	
17:00	0	0	0	0	0	0	0	7	3	0	0	0	10	10	1	0	0	0	0	1	1	1
17:15	0	2	0	0	0	2	2	2	2	0	1	0	5	6	0	0	0	0	0	0	0	0
17:30	0	0	0	0	0	0	0	14	1	0	0	0	15	15	1	1	0	0	0	2	2	2
17:45	1	0	0	0	0	1	1	7	3	0	0	0	10	10	0	0	0	0	0	0	0	0
H/TOT	1	2	0	0	0	3	3	30	9	0	1	0	40	41	2	1	0	0	0	3	3	
18:00	2	0	0	0	0	2	2	14	3	0	0	0	17	17	1	2	0	0	0	3	3	3
18:15	0	1	0	0	0	1	1	10	3	0	0	0	13	13	2	1	0	0	0	3	3	3
18:30	0	0	0	0	0	0	0	10	0	0	0	0	10	10	2	0	0	0	0	2	2	2
18:45	1	0	0	0	0	1	1	9	0	0	0	0	9	9	0	0	0	0	0	0	0	0
H/TOT	3	1	0	0	0	4	4	43	6	0	0	0	49	49	5	3	0	0	0	8	8	
P/TOT	10	4	2	0	1	17	19	112	28	4	1	0	145	148	14	4	0	0	0	18	18	

TRAFFINOMICS LIMITED

**CAHERMURPHY WIND FARM TRAFFIC COUNTS
MANUAL CLASSIFIED JUNCTION TURNING COUNTS**

**MARCH 2024
TRA/24/023**

SITE: 02

DATE: 5th March 2024

R483/R484 / L2048 Creegh Cross

DAY: Tuesday

TIME	MOVEMENT 4					TOT	PCU	MOVEMENT 5					TOT	PCU	MOVEMENT 6					TOT	PCU
	CAR	LGV	OGV1	OGV2	BUS			CAR	LGV	OGV1	OGV2	BUS			CAR	LGV	OGV1	OGV2	BUS		
07:00	0	0	0	0	0	0	0	0	0	0	0	0	0	0	6	4	0	0	0	10	10
07:15	0	1	0	0	0	1	1	0	0	0	0	0	0	0	6	4	0	0	0	10	10
07:30	0	0	0	0	0	0	0	0	0	0	0	0	0	0	11	3	0	1	0	15	16
07:45	0	0	0	0	0	0	0	1	0	0	0	0	1	1	5	2	0	0	0	7	7
H/TOT	0	1	0	0	0	1	1	1	0	0	0	0	1	1	28	13	0	1	0	42	43
08:00	2	0	0	0	0	2	2	0	1	0	0	0	1	1	8	2	1	0	0	11	12
08:15	0	0	0	0	0	0	0	0	1	0	0	0	1	1	9	1	0	0	1	11	12
08:30	1	1	0	0	0	2	2	0	0	0	0	0	0	0	12	2	0	0	0	14	14
08:45	6	0	0	0	0	6	6	2	0	0	0	0	2	2	5	2	1	0	0	8	9
H/TOT	9	1	0	0	0	10	10	2	2	0	0	0	4	4	34	7	2	0	1	44	46
09:00	3	0	0	0	0	3	3	1	0	0	0	0	1	1	11	4	1	0	0	16	17
09:15	2	0	0	0	0	2	2	4	0	0	0	0	4	4	12	2	0	0	0	14	14
09:30	0	0	0	0	0	0	0	4	0	0	0	0	4	4	10	1	0	0	0	11	11
09:45	1	1	0	0	0	2	2	0	0	0	0	0	0	0	8	0	0	0	0	8	8
H/TOT	6	1	0	0	0	7	7	9	0	0	0	0	9	9	41	7	1	0	0	49	50
P/TOT	15	3	0	0	0	18	18	12	2	0	0	0	14	14	103	27	3	1	1	135	139

TIME	MOVEMENT 4					TOT	PCU	MOVEMENT 5					TOT	PCU	MOVEMENT 6					TOT	PCU
	CAR	LGV	OGV1	OGV2	BUS			CAR	LGV	OGV1	OGV2	BUS			CAR	LGV	OGV1	OGV2	BUS		
16:00	3	0	0	0	0	3	3	0	1	0	0	0	1	1	12	3	0	1	0	16	17
16:15	0	0	0	0	0	0	0	0	0	0	0	0	0	0	5	0	0	0	0	5	5
16:30	0	0	0	0	0	0	0	4	0	0	0	0	4	4	5	2	0	0	0	7	7
16:45	2	0	0	0	0	2	2	2	1	0	0	0	3	3	3	1	0	0	0	4	4
H/TOT	5	0	0	0	0	5	5	6	2	0	0	0	8	8	25	6	0	1	0	32	33
17:00	0	0	0	0	0	0	0	0	0	0	0	0	0	0	6	2	0	0	0	8	8
17:15	2	0	1	0	0	3	4	0	0	0	0	0	0	0	4	1	0	0	0	5	5
17:30	0	0	0	0	0	0	0	0	0	0	0	0	0	0	3	2	0	0	0	5	5
17:45	0	0	0	0	0	0	0	0	0	0	0	0	0	0	8	2	0	0	1	11	12
H/TOT	2	0	1	0	0	3	4	0	0	0	0	0	0	0	21	7	0	0	1	29	30
18:00	0	1	0	0	0	1	1	2	0	0	0	0	2	2	6	0	0	0	0	6	6
18:15	0	0	0	0	0	0	0	2	1	0	0	0	3	3	6	0	0	0	0	6	6
18:30	0	0	0	0	0	0	0	1	0	0	0	0	1	1	5	3	0	0	0	8	8
18:45	2	0	0	0	0	2	2	0	0	0	0	0	0	0	8	3	0	0	0	11	11
H/TOT	2	1	0	0	0	3	3	5	1	0	0	0	6	6	25	6	0	0	0	31	31
P/TOT	9	1	1	0	0	11	12	11	3	0	0	0	14	14	71	19	0	1	1	92	94

TRAFFINOMICS LIMITED

**CAHERMURPHY WIND FARM TRAFFIC COUNTS
MANUAL CLASSIFIED JUNCTION TURNING COUNTS**

**MARCH 2024
TRA/24/023**

SITE: 02

DATE: 5th March 2024

LOCATION: R483/R484 / L2048 Creegh Cross

DAY: Tuesday

TIME	MOVEMENT 7					TOT	PCU	MOVEMENT 8					TOT	PCU	MOVEMENT 9					TOT	PCU	
	CAR	LGV	OGV1	OGV2	BUS			CAR	LGV	OGV1	OGV2	BUS			CAR	LGV	OGV1	OGV2	BUS			
07:00	0	0	0	0	1	1	2	0	1	0	0	0	1	1	0	0	0	0	0	0	0	0
07:15	1	1	0	0	0	2	2	4	5	1	0	0	10	11	0	0	0	0	0	0	0	0
07:30	2	3	0	0	0	5	5	4	3	0	0	0	7	7	0	1	0	0	0	1	1	
07:45	2	3	0	0	0	5	5	1	2	0	0	1	4	5	0	1	0	0	0	1	1	
H/TOT	5	7	0	0	1	13	14	9	11	1	0	1	22	24	0	2	0	0	0	2	2	
08:00	1	0	0	0	0	1	1	6	0	0	0	1	7	8	0	1	0	0	1	2	3	
08:15	6	2	0	0	0	8	8	8	2	1	0	0	11	12	0	0	0	0	0	0	0	
08:30	7	1	0	0	0	8	8	11	2	1	0	0	14	15	1	0	0	0	0	1	1	
08:45	6	1	0	0	1	8	9	6	2	0	0	0	8	8	1	1	0	0	0	2	2	
H/TOT	20	4	0	0	1	25	26	31	6	2	0	1	40	42	2	2	0	0	1	5	6	
09:00	12	0	0	0	0	12	12	6	3	0	0	0	9	9	0	0	0	0	0	0	0	
09:15	7	1	0	0	0	8	8	6	8	1	0	0	15	16	2	0	0	0	0	2	2	
09:30	3	2	0	1	0	6	7	9	3	0	0	1	13	14	1	0	0	0	0	1	1	
09:45	5	0	2	0	0	7	8	3	2	0	0	0	5	5	2	1	0	0	0	3	3	
H/TOT	27	3	2	1	0	33	35	24	16	1	0	1	42	44	5	1	0	0	0	6	6	
P/TOT	52	14	2	1	2	71	75	64	33	4	0	3	104	109	7	5	0	0	1	13	14	

TIME	MOVEMENT 7					TOT	PCU	MOVEMENT 8					TOT	PCU	MOVEMENT 9					TOT	PCU
	CAR	LGV	OGV1	OGV2	BUS			CAR	LGV	OGV1	OGV2	BUS			CAR	LGV	OGV1	OGV2	BUS		
16:00	12	3	1	1	0	17	19	10	2	0	0	0	12	12	3	1	0	0	0	4	4
16:15	3	2	0	0	0	5	5	21	6	2	0	0	29	30	3	1	0	0	0	4	4
16:30	10	4	1	0	0	15	16	10	3	0	0	0	13	13	1	0	0	0	0	1	1
16:45	5	1	0	0	0	6	6	21	7	0	0	0	28	28	3	0	0	0	0	3	3
H/TOT	30	10	2	1	0	43	45	62	18	2	0	0	82	83	10	2	0	0	0	12	12
17:00	10	7	1	0	0	18	19	19	9	0	0	0	28	28	2	0	0	0	0	2	2
17:15	15	3	1	0	0	19	20	20	7	1	1	0	29	31	3	1	2	0	0	6	7
17:30	10	5	1	0	0	16	17	15	5	0	0	0	20	20	3	1	0	0	0	4	4
17:45	11	4	0	0	0	15	15	15	1	0	0	0	16	16	0	1	0	0	0	1	1
H/TOT	46	19	3	0	0	68	70	69	22	1	1	0	93	95	8	3	2	0	0	13	14
18:00	15	5	0	0	0	20	20	11	1	0	0	0	12	12	1	1	0	0	0	2	2
18:15	13	4	0	0	0	17	17	13	7	0	0	1	21	22	1	1	0	0	0	2	2
18:30	13	0	0	1	0	14	15	10	4	0	0	0	14	14	3	1	0	0	0	4	4
18:45	6	2	0	0	0	8	8	5	4	0	0	0	9	9	1	1	0	0	0	2	2
H/TOT	47	11	0	1	0	59	60	39	16	0	0	1	56	57	6	4	0	0	0	10	10
P/TOT	123	40	5	2	0	170	175	170	56	3	1	1	231	235	24	9	2	0	0	35	36

TRAFFINOMICS LIMITED

**CAHERMURPHY WIND FARM TRAFFIC COUNTS
MANUAL CLASSIFIED JUNCTION TURNING COUNTS**

**MARCH 2024
TRA/24/023**

SITE: 02

DATE: 5th March 2024

LOCATION: R483/R484 / L2048 Creegh Cross


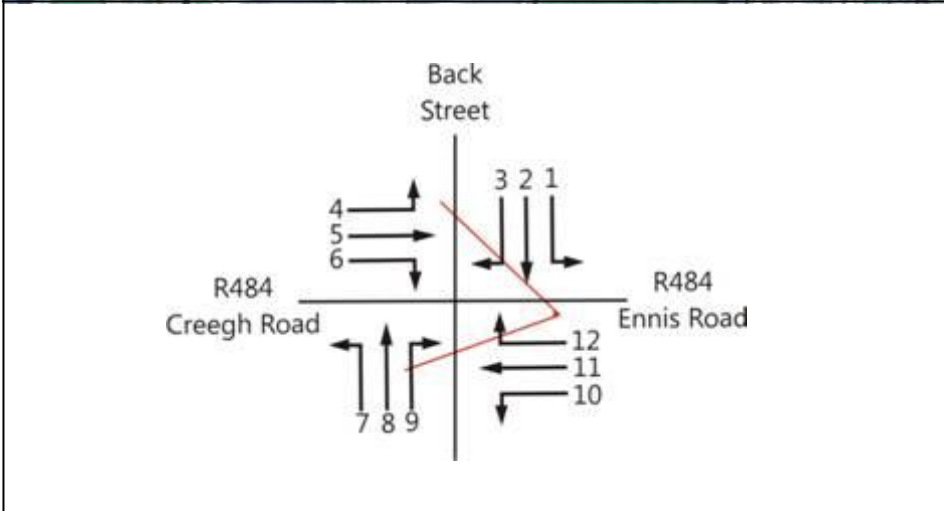
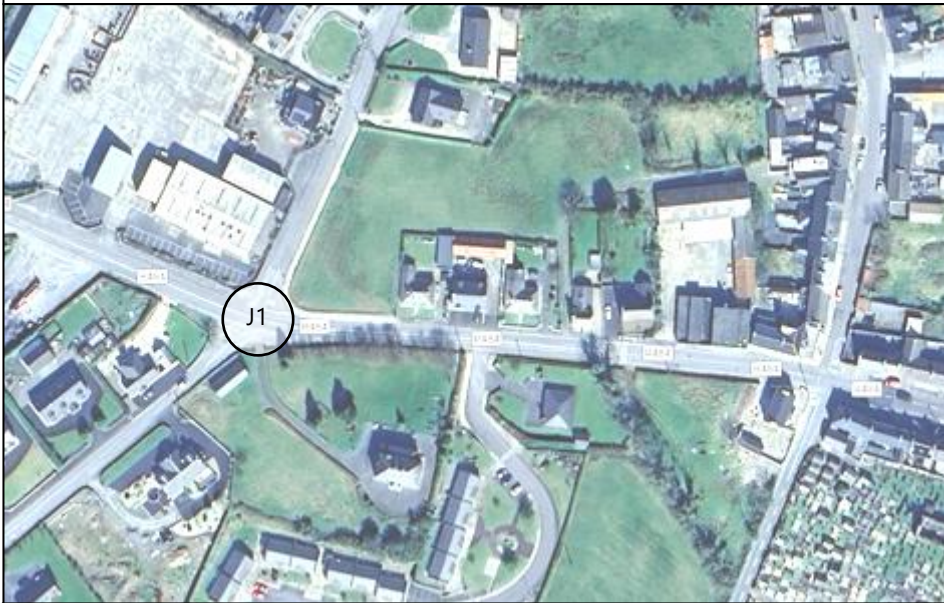
DAY: Tuesday

TIME	MOVEMENT 10					TOT	PCU	MOVEMENT 11					TOT	PCU	MOVEMENT 12					TOT	PCU		
	CAR	LGV	OGV1	OGV2	BUS			CAR	LGV	OGV1	OGV2	BUS			CAR	LGV	OGV1	OGV2	BUS				
07:00	1	0	0	0	0	1	1	0	0	0	0	0	0	0	0	0	0	0	0	0	0	0	0
07:15	1	1	0	0	0	2	2	0	0	0	0	0	0	0	0	0	0	0	0	0	0	0	0
07:30	1	0	0	0	0	1	1	0	1	0	0	0	1	1	0	0	0	0	0	0	0	0	0
07:45	1	0	0	0	0	1	1	0	3	0	0	0	3	3	0	0	0	0	0	0	0	0	0
H/TOT	4	1	0	0	0	5	5	0	4	0	0	0	4	4	0	0	0	0	0	0	0	0	0
08:00	1	0	0	0	0	1	1	1	2	0	0	0	3	3	0	0	0	0	0	0	0	0	0
08:15	3	1	0	0	0	4	4	1	1	0	0	0	2	2	0	0	0	0	0	0	0	0	0
08:30	0	2	0	0	0	2	2	1	0	0	0	0	1	1	1	0	0	0	0	0	1	1	1
08:45	2	0	0	0	0	2	2	2	0	0	0	0	2	2	0	0	0	0	0	0	0	0	0
H/TOT	6	3	0	0	0	9	9	5	3	0	0	0	8	8	1	0	0	0	0	1	1	1	1
09:00	0	2	0	0	1	3	4	5	3	0	0	0	8	8	0	0	0	0	0	0	0	0	0
09:15	7	1	0	0	0	8	8	3	0	0	0	0	3	3	2	1	0	0	0	0	3	3	3
09:30	3	1	0	0	0	4	4	3	0	0	0	0	3	3	1	1	0	0	0	0	2	2	2
09:45	2	0	0	1	0	3	4	1	0	0	0	0	1	1	1	0	0	0	0	0	1	1	1
H/TOT	12	4	0	1	1	18	20	12	3	0	0	0	15	15	4	2	0	0	0	6	6	6	6
P/TOT	22	8	0	1	1	32	34	17	10	0	0	0	27	27	5	2	0	0	0	7	7	7	7

TIME	MOVEMENT 10					TOT	PCU	MOVEMENT 11					TOT	PCU	MOVEMENT 12					TOT	PCU		
	CAR	LGV	OGV1	OGV2	BUS			CAR	LGV	OGV1	OGV2	BUS			CAR	LGV	OGV1	OGV2	BUS				
16:00	0	1	1	0	0	2	3	1	0	0	0	0	1	1	1	0	0	0	0	0	1	1	1
16:15	2	2	0	0	0	4	4	1	0	0	0	0	1	1	1	1	0	0	0	0	2	2	2
16:30	1	0	0	0	0	1	1	1	0	0	0	0	1	1	0	0	0	0	0	0	0	0	0
16:45	1	0	0	0	0	1	1	1	0	0	0	0	1	1	0	2	0	0	0	1	3	4	4
H/TOT	4	3	1	0	0	8	9	4	0	0	0	0	4	4	2	3	0	0	1	6	7	7	7
17:00	0	2	0	0	0	2	2	1	0	0	0	0	1	1	1	0	0	0	0	0	1	1	1
17:15	0	0	0	0	0	0	0	2	1	0	0	0	3	3	1	1	0	0	0	0	2	2	2
17:30	0	2	1	0	0	3	4	1	0	0	0	0	1	1	1	0	0	0	0	0	1	1	1
17:45	1	0	0	0	0	1	1	2	1	0	0	0	3	3	0	0	0	0	0	0	0	0	0
H/TOT	1	4	1	0	0	6	7	6	2	0	0	0	8	8	3	1	0	0	0	4	4	4	4
18:00	0	0	0	0	0	0	0	0	0	0	0	0	0	0	0	0	0	0	0	0	0	0	0
18:15	1	0	0	0	0	1	1	1	0	0	0	0	1	1	0	0	0	0	0	0	0	0	0
18:30	2	0	0	0	0	2	2	0	0	0	0	0	0	0	0	0	0	0	0	0	0	0	0
18:45	0	1	0	0	0	1	1	3	1	0	0	0	4	4	1	1	0	0	0	0	2	2	2
H/TOT	3	1	0	0	0	4	4	4	1	0	0	0	5	5	1	1	0	0	0	2	2	2	2
P/TOT	8	8	2	0	0	18	19	14	3	0	0	0	17	17	6	5	0	0	1	12	13	13	13

Junction Turning Count

Automatic Traffic Count



Job number:
TRA/26/005

Client:
Alan Lipscombe Traffic

Job Date:
15th January 2026

Job Day:
Tuesday

Drawing No:
TRA/26/005-01

Author:
SPW



TRAFFINOMICS LIMITED

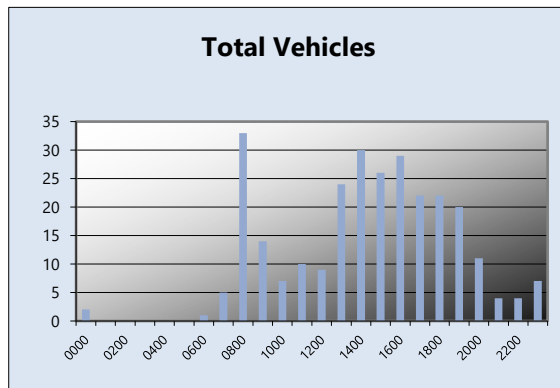
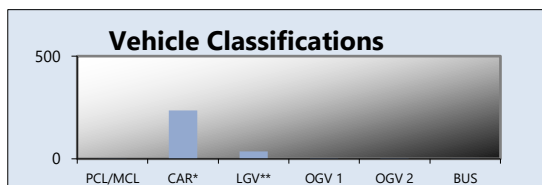
**CAHERMURPHY WIND FARM TRAFFIC COUNT/SPEED SURVEY
AUTOMATIC TRAFFIC COUNT**

**Thursday 15 January 2026
TRA/26/005**

**SITE 01
NORTHBOUND**

TIME	PCL/MCL	CAR*	LGV**	OGV 1	OGV 2	BUS	TOTAL	PCU
0000	0	2	0	0	0	0	2	2
0100	0	0	0	0	0	0	0	0
0200	0	0	0	0	0	0	0	0
0300	0	0	0	0	0	0	0	0
0400	0	0	0	0	0	0	0	0
0500	0	0	0	0	0	0	0	0
0600	0	1	0	0	0	0	1	1
0700	0	4	1	0	0	0	5	5
0800	0	30	3	0	0	0	33	33
0900	0	11	3	0	0	0	14	14
1000	0	5	2	0	0	0	7	7
1100	0	8	1	1	0	0	10	11
1200	0	3	3	1	2	0	9	12
1300	0	20	3	0	0	1	24	25
1400	1	26	3	0	0	0	30	29
1500	0	23	3	0	0	0	26	26
1600	1	22	5	1	0	0	29	29
1700	0	17	5	0	0	0	22	22
1800	0	20	1	0	1	0	22	23
1900	0	18	2	0	0	0	20	20
2000	0	10	1	0	0	0	11	11
2100	0	4	0	0	0	0	4	4
2200	0	4	0	0	0	0	4	4
2300	0	7	0	0	0	0	7	7
07-19	2	189	33	3	3	1	231	236
06-22	2	222	36	3	3	1	267	272
06-00	2	233	36	3	3	1	278	283
00-00	2	235	36	3	3	1	280	285

Peaks	Time	Vehicles	PCU's
AM	0800	33	33
IP	1400	30	29.2
PM	1600	29	28.7



TRAFFINOMICS LIMITED

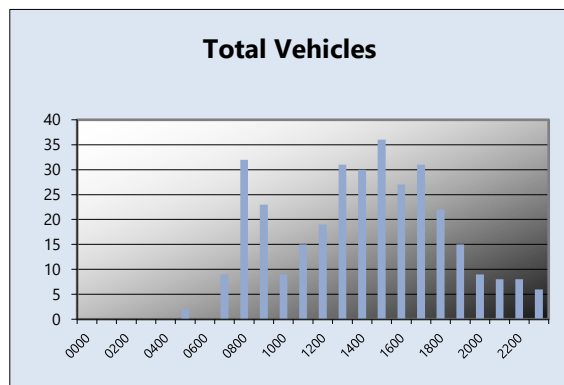
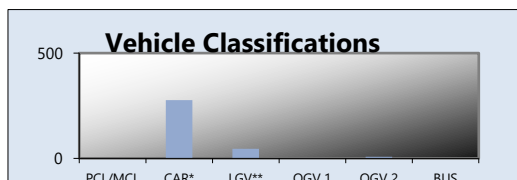
**CAHERMURPHY WIND FARM TRAFFIC COUNT/SPEED SURVEY
AUTOMATIC TRAFFIC COUNT**

**Friday 16 January 2026
TRA/26/005**

**SITE 01
NORTHBOUND**

TIME	PCL/MCL	CAR*	LGV**	OGV 1	OGV 2	BUS	TOTAL	PCU
0000	0	0	0	0	0	0	0	0
0100	0	0	0	0	0	0	0	0
0200	0	0	0	0	0	0	0	0
0300	0	0	0	0	0	0	0	0
0400	0	0	0	0	0	0	0	0
0500	0	0	0	1	1	0	2	4
0600	0	0	0	0	0	0	0	0
0700	0	6	3	0	0	0	9	9
0800	0	28	2	0	2	0	32	35
0900	0	18	4	0	1	0	23	24
1000	0	7	2	0	0	0	9	9
1100	0	10	4	0	1	0	15	16
1200	0	16	2	0	1	0	19	20
1300	1	25	5	0	0	0	31	30
1400	0	25	5	0	0	0	30	30
1500	0	27	8	0	1	0	36	37
1600	1	24	2	0	0	0	27	26
1700	0	26	5	0	0	0	31	31
1800	0	22	0	0	0	0	22	22
1900	0	12	3	0	0	0	15	15
2000	0	9	0	0	0	0	9	9
2100	0	8	0	0	0	0	8	8
2200	0	8	0	0	0	0	8	8
2300	0	5	1	0	0	0	6	6
07-19	2	234	42	0	6	0	284	290
06-22	2	263	45	0	6	0	316	322
06-00	2	276	46	0	6	0	330	336
00-00	2	276	46	1	7	0	332	340

Peaks	Time	Vehicles	PCU's
AM	0800	32	34.6
IP	1300	31	30.2
PM	1700	31	31



TRAFFINOMICS LIMITED

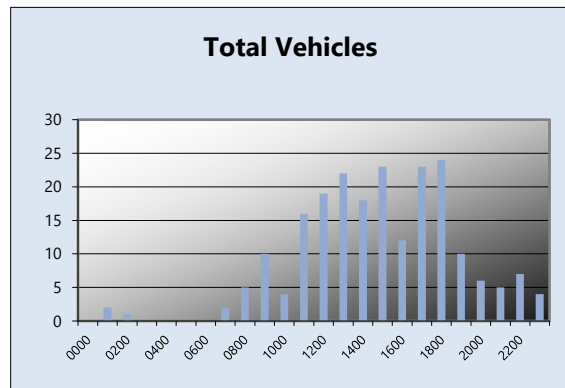
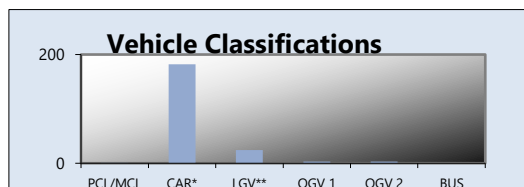
**CAHERMURPHY WIND FARM TRAFFIC COUNT/SPEED SURVEY
AUTOMATIC TRAFFIC COUNT**

**Saturday 17 January 2026
TRA/26/005**

**SITE 01
NORTHBOUND**

TIME	PCL/MCL	CAR*	LGV**	OGV 1	OGV 2	BUS	TOTAL	PCU
0000	0	0	0	0	0	0	0	0
0100	0	2	0	0	0	0	2	2
0200	0	1	0	0	0	0	1	1
0300	0	0	0	0	0	0	0	0
0400	0	0	0	0	0	0	0	0
0500	0	0	0	0	0	0	0	0
0600	0	0	0	0	0	0	0	0
0700	0	1	1	0	0	0	2	2
0800	0	3	1	0	1	0	5	6
0900	0	7	2	0	1	0	10	11
1000	0	4	0	0	0	0	4	4
1100	0	13	2	1	0	0	16	17
1200	0	17	1	1	0	0	19	20
1300	0	16	4	1	1	0	22	24
1400	0	17	1	0	0	0	18	18
1500	1	18	4	0	0	0	23	22
1600	0	11	1	0	0	0	12	12
1700	0	21	2	0	0	0	23	23
1800	0	22	2	0	0	0	24	24
1900	0	9	1	0	0	0	10	10
2000	0	4	2	0	0	0	6	6
2100	0	5	0	0	0	0	5	5
2200	0	7	0	0	0	0	7	7
2300	0	4	0	0	0	0	4	4
07-19	1	150	21	3	3	0	178	183
06-22	1	168	24	3	3	0	199	204
06-00	1	179	24	3	3	0	210	215
00-00	1	182	24	3	3	0	213	218

Peaks	Time	Vehicles	PCU's
AM	0900	10	11.3
IP	1300	22	23.8
PM	1800	24	24



TRAFFINOMICS LIMITED

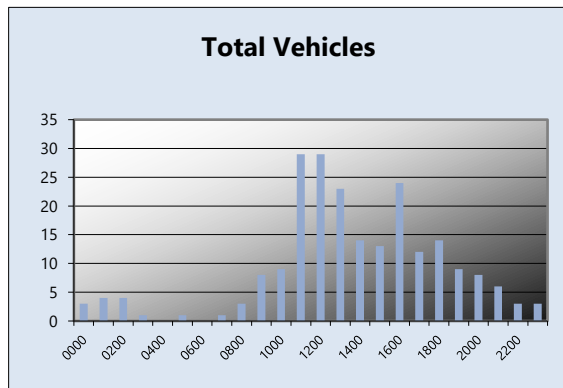
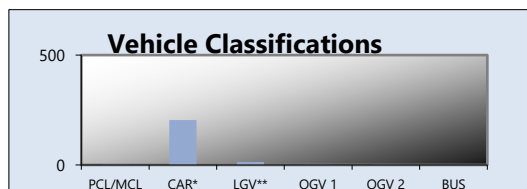
**CAHERMURPHY WIND FARM TRAFFIC COUNT/SPEED SURVEY
AUTOMATIC TRAFFIC COUNT**

**Sunday 18 January 2026
TRA/26/005**

**SITE 01
NORTHBOUND**

TIME	PCL/MCL	CAR*	LGV**	OGV 1	OGV 2	BUS	TOTAL	PCU
0000	0	3	0	0	0	0	3	3
0100	0	4	0	0	0	0	4	4
0200	0	4	0	0	0	0	4	4
0300	0	1	0	0	0	0	1	1
0400	0	0	0	0	0	0	0	0
0500	0	1	0	0	0	0	1	1
0600	0	0	0	0	0	0	0	0
0700	0	1	0	0	0	0	1	1
0800	0	2	1	0	0	0	3	3
0900	1	7	0	0	0	0	8	7
1000	0	9	0	0	0	0	9	9
1100	0	27	1	1	0	0	29	30
1200	0	26	3	0	0	0	29	29
1300	1	21	1	0	0	0	23	22
1400	0	14	0	0	0	0	14	14
1500	0	11	1	0	1	0	13	14
1600	0	23	1	0	0	0	24	24
1700	0	10	2	0	0	0	12	12
1800	0	12	2	0	0	0	14	14
1900	0	9	0	0	0	0	9	9
2000	0	8	0	0	0	0	8	8
2100	0	5	1	0	0	0	6	6
2200	0	3	0	0	0	0	3	3
2300	0	3	0	0	0	0	3	3
07-19	2	163	12	1	1	0	179	179
06-22	2	185	13	1	1	0	202	202
06-00	2	191	13	1	1	0	208	208
00-00	2	204	13	1	1	0	221	221

Peaks	Time	Vehicles	PCU's
AM	0900	8	7.2
IP	1200	29	29
PM	1600	24	24



TRAFFINOMICS LIMITED

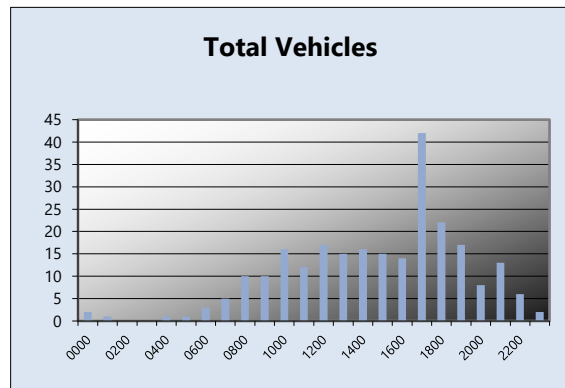
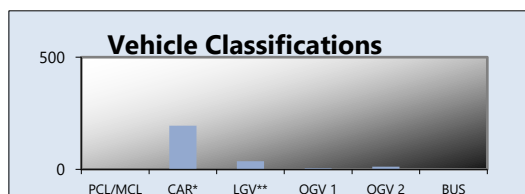
**CAHERMURPHY WIND FARM TRAFFIC COUNT/SPEED SURVEY
AUTOMATIC TRAFFIC COUNT**

**Monday 19 January 2026
TRA/26/005**

**SITE 01
NORTHBOUND**

TIME	PCL/MCL	CAR*	LGV**	OGV 1	OGV 2	BUS	TOTAL	PCU
0000	0	2	0	0	0	0	2	2
0100	0	1	0	0	0	0	1	1
0200	0	0	0	0	0	0	0	0
0300	0	0	0	0	0	0	0	0
0400	0	0	0	0	1	0	1	2
0500	0	0	0	0	1	0	1	2
0600	0	0	1	2	0	0	3	4
0700	0	3	2	0	0	0	5	5
0800	0	8	1	1	0	0	10	11
0900	0	7	3	0	0	0	10	10
1000	0	14	1	0	0	1	16	17
1100	0	10	1	0	1	0	12	13
1200	0	11	3	1	2	0	17	20
1300	0	8	3	1	3	0	15	19
1400	0	11	5	0	0	0	16	16
1500	0	12	1	0	2	0	15	18
1600	0	12	2	0	0	0	14	14
1700	0	34	7	0	1	0	42	43
1800	0	20	2	0	0	0	22	22
1900	0	14	3	0	0	0	17	17
2000	0	7	0	0	1	0	8	9
2100	0	12	1	0	0	0	13	13
2200	0	6	0	0	0	0	6	6
2300	0	2	0	0	0	0	2	2
07-19	0	150	31	3	9	1	194	208
06-22	0	183	36	5	10	1	235	252
06-00	0	191	36	5	10	1	243	260
00-00	0	194	36	5	12	1	248	267

Peaks	Time	Vehicles	PCU's
AM	0800	10	10.5
IP	1200	17	20.1
PM	1700	42	43.3



TRAFFINOMICS LIMITED

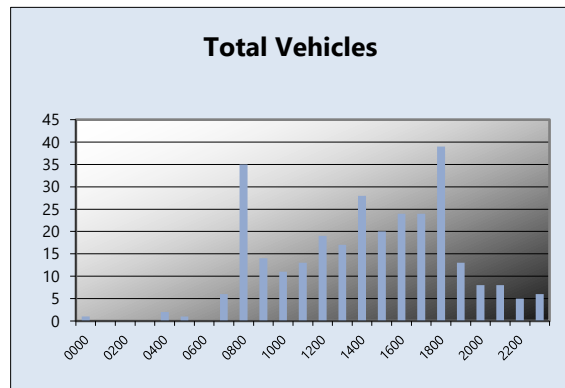
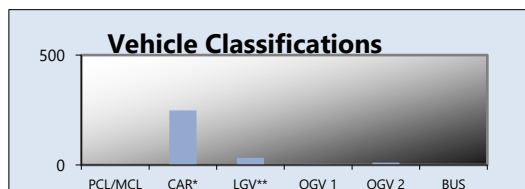
**CAHERMURPHY WIND FARM TRAFFIC COUNT/SPEED SURVEY
AUTOMATIC TRAFFIC COUNT**

**Tuesday 20 January 2026
TRA/26/005**

**SITE 01
NORTHBOUND**

TIME	PCL/MCL	CAR*	LGV**	OGV 1	OGV 2	BUS	TOTAL	PCU
0000	0	1	0	0	0	0	1	1
0100	0	0	0	0	0	0	0	0
0200	0	0	0	0	0	0	0	0
0300	0	0	0	0	0	0	0	0
0400	0	1	0	0	1	0	2	3
0500	0	0	0	0	1	0	1	2
0600	0	0	0	0	0	0	0	0
0700	0	5	1	0	0	0	6	6
0800	0	31	4	0	0	0	35	35
0900	0	9	3	0	2	0	14	17
1000	0	11	0	0	0	0	11	11
1100	0	12	0	0	1	0	13	14
1200	1	15	2	0	1	0	19	20
1300	0	11	3	0	3	0	17	21
1400	0	25	2	0	1	0	28	29
1500	0	15	3	1	1	0	20	22
1600	0	21	3	0	0	0	24	24
1700	0	21	2	1	0	0	24	25
1800	0	35	4	0	0	0	39	39
1900	0	9	4	0	0	0	13	13
2000	0	7	1	0	0	0	8	8
2100	0	8	0	0	0	0	8	8
2200	0	5	0	0	0	0	5	5
2300	0	6	0	0	0	0	6	6
07-19	1	211	27	2	9	0	250	262
06-22	1	235	32	2	9	0	279	291
06-00	1	246	32	2	9	0	290	302
00-00	1	248	32	2	11	0	294	309

Peaks	Time	Vehicles	PCU's
AM	0800	35	35
IP	1400	28	29.3
PM	1800	39	39



TRAFFINOMICS LIMITED

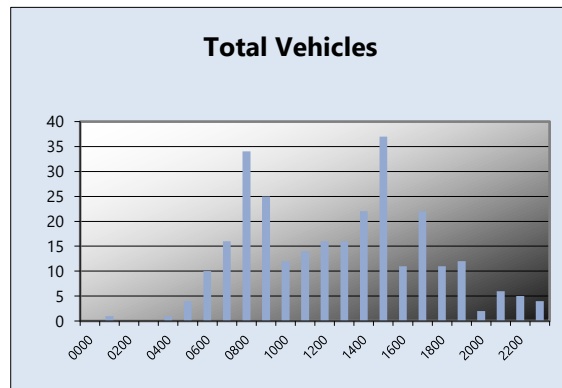
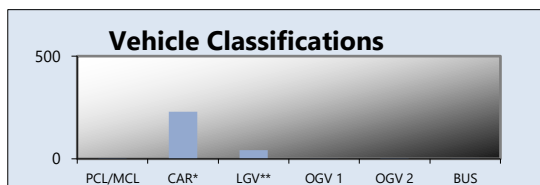
**CAHERMURPHY WIND FARM TRAFFIC COUNT/SPEED SURVEY
AUTOMATIC TRAFFIC COUNT**

**Thursday 15 January 2026
TRA/26/005**

**SITE 01
SOUTHBOUND**

TIME	PCL/MCL	CAR*	LGV**	OGV 1	OGV 2	BUS	TOTAL	PCU
0000	0	0	0	0	0	0	0	0
0100	0	0	1	0	0	0	1	1
0200	0	0	0	0	0	0	0	0
0300	0	0	0	0	0	0	0	0
0400	0	1	0	0	0	0	1	1
0500	0	3	1	0	0	0	4	4
0600	0	9	1	0	0	0	10	10
0700	0	14	2	0	0	0	16	16
0800	0	29	5	0	0	0	34	34
0900	0	21	3	0	0	1	25	26
1000	0	12	0	0	0	0	12	12
1100	0	12	2	0	0	0	14	14
1200	1	12	3	0	0	0	16	15
1300	1	10	4	0	1	0	16	17
1400	1	18	1	1	1	0	22	23
1500	0	31	6	0	0	0	37	37
1600	0	9	2	0	0	0	11	11
1700	0	19	3	0	0	0	22	22
1800	0	8	2	0	1	0	11	12
1900	0	7	4	0	1	0	12	13
2000	0	2	0	0	0	0	2	2
2100	0	5	1	0	0	0	6	6
2200	0	5	0	0	0	0	5	5
2300	0	3	1	0	0	0	4	4
07-19	3	195	33	1	3	1	236	239
06-22	3	218	39	1	4	1	266	270
06-00	3	226	40	1	4	1	275	279
00-00	3	230	42	1	4	1	281	285

Peaks	Time	Vehicles	PCU's
AM	0800	34	34
IP	1400	22	23
PM	1700	22	22



TRAFFINOMICS LIMITED

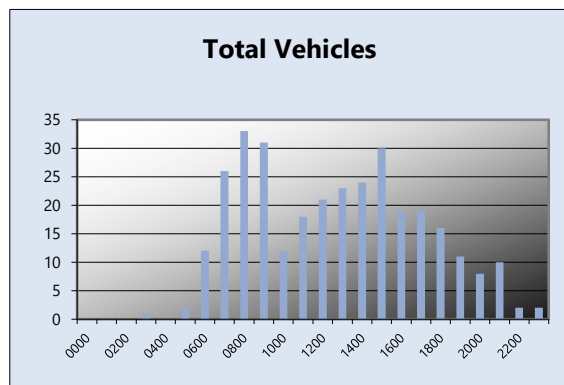
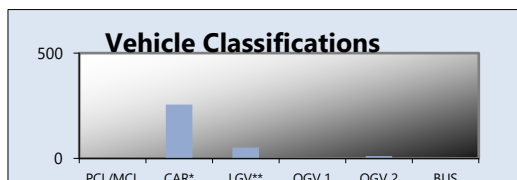
**CAHERMURPHY WIND FARM TRAFFIC COUNT/SPEED SURVEY
AUTOMATIC TRAFFIC COUNT**

**Friday 16 January 2026
TRA/26/005**

**SITE 01
SOUTHBOUND**

TIME	PCL/MCL	CAR*	LGV**	OGV 1	OGV 2	BUS	TOTAL	PCU
0000	0	0	0	0	0	0	0	0
0100	0	0	0	0	0	0	0	0
0200	0	0	0	0	0	0	0	0
0300	0	1	0	0	0	0	1	1
0400	0	0	0	0	0	0	0	0
0500	0	1	0	1	0	0	2	3
0600	0	11	1	0	0	0	12	12
0700	0	17	8	0	1	0	26	27
0800	0	30	2	0	1	0	33	34
0900	0	27	3	0	1	0	31	32
1000	0	10	2	0	0	0	12	12
1100	1	11	4	1	1	0	18	19
1200	0	17	2	0	2	0	21	24
1300	0	17	5	0	1	0	23	24
1400	0	20	3	0	0	1	24	25
1500	0	23	5	0	2	0	30	33
1600	0	15	3	0	1	0	19	20
1700	0	13	6	0	0	0	19	19
1800	0	13	3	0	0	0	16	16
1900	0	10	1	0	0	0	11	11
2000	0	7	1	0	0	0	8	8
2100	0	8	2	0	0	0	10	10
2200	0	2	0	0	0	0	2	2
2300	0	2	0	0	0	0	2	2
07-19	1	213	46	1	10	1	272	286
06-22	1	249	51	1	10	1	313	327
06-00	1	253	51	1	10	1	317	331
00-00	1	255	51	2	10	1	320	334

Peaks	Time	Vehicles	PCU's
AM	0800	33	34.3
IP	1400	24	25
PM	1600	19	20.3



TRAFFINOMICS LIMITED

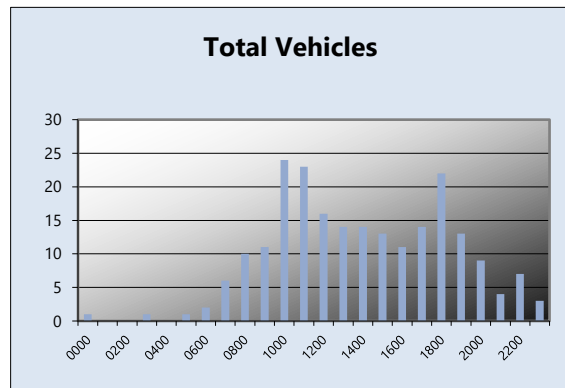
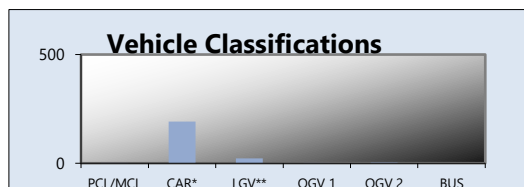
**CAHERMURPHY WIND FARM TRAFFIC COUNT/SPEED SURVEY
AUTOMATIC TRAFFIC COUNT**

**Saturday 17 January 2026
TRA/26/005**

**SITE 01
SOUTHBOUND**

TIME	PCL/MCL	CAR*	LGV**	OGV 1	OGV 2	BUS	TOTAL	PCU
0000	0	0	1	0	0	0	1	1
0100	0	0	0	0	0	0	0	0
0200	0	0	0	0	0	0	0	0
0300	0	1	0	0	0	0	1	1
0400	0	0	0	0	0	0	0	0
0500	0	1	0	0	0	0	1	1
0600	0	2	0	0	0	0	2	2
0700	0	6	0	0	0	0	6	6
0800	0	10	0	0	0	0	10	10
0900	0	9	2	0	0	0	11	11
1000	0	20	3	1	0	0	24	25
1100	0	18	3	0	2	0	23	26
1200	0	13	2	0	1	0	16	17
1300	1	13	0	0	0	0	14	13
1400	0	11	3	0	0	0	14	14
1500	0	12	1	0	0	0	13	13
1600	0	10	1	0	0	0	11	11
1700	0	11	3	0	0	0	14	14
1800	0	21	1	0	0	0	22	22
1900	0	13	0	0	0	0	13	13
2000	0	7	2	0	0	0	9	9
2100	0	3	1	0	0	0	4	4
2200	0	7	0	0	0	0	7	7
2300	0	3	0	0	0	0	3	3
07-19	1	154	19	1	3	0	178	182
06-22	1	179	22	1	3	0	206	210
06-00	1	189	22	1	3	0	216	220
00-00	1	191	23	1	3	0	219	223

Peaks	Time	Vehicles	PCU's
AM	0900	11	11
IP	1200	16	17.3
PM	1800	22	22



TRAFFINOMICS LIMITED

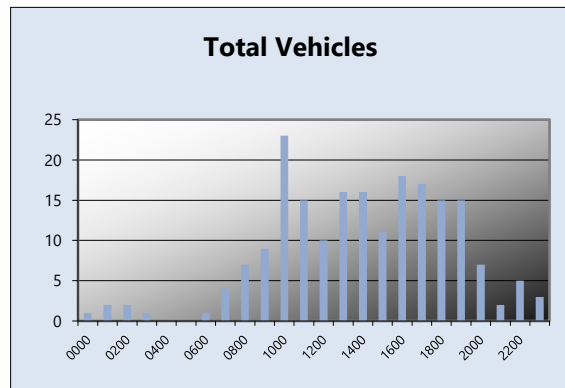
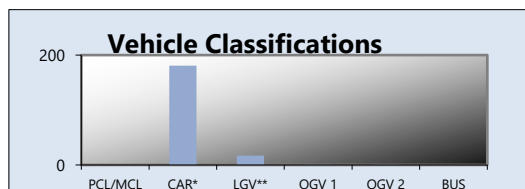
**CAHERMURPHY WIND FARM TRAFFIC COUNT/SPEED SURVEY
AUTOMATIC TRAFFIC COUNT**

**Sunday 18 January 2026
TRA/26/005**

**SITE 01
SOUTHBOUND**

TIME	PCL/MCL	CAR*	LGV**	OGV 1	OGV 2	BUS	TOTAL	PCU
0000	0	1	0	0	0	0	1	1
0100	0	2	0	0	0	0	2	2
0200	0	2	0	0	0	0	2	2
0300	0	1	0	0	0	0	1	1
0400	0	0	0	0	0	0	0	0
0500	0	0	0	0	0	0	0	0
0600	0	1	0	0	0	0	1	1
0700	0	3	1	0	0	0	4	4
0800	0	7	0	0	0	0	7	7
0900	0	8	1	0	0	0	9	9
1000	0	21	1	1	0	0	23	24
1100	0	14	1	0	0	0	15	15
1200	0	9	1	0	0	0	10	10
1300	0	16	0	0	0	0	16	16
1400	0	15	1	0	0	0	16	16
1500	0	9	1	0	1	0	11	12
1600	0	16	2	0	0	0	18	18
1700	0	12	5	0	0	0	17	17
1800	0	13	2	0	0	0	15	15
1900	0	15	0	0	0	0	15	15
2000	0	6	1	0	0	0	7	7
2100	0	2	0	0	0	0	2	2
2200	0	5	0	0	0	0	5	5
2300	0	3	0	0	0	0	3	3
07-19	0	143	16	1	1	0	161	163
06-22	0	167	17	1	1	0	186	188
06-00	0	175	17	1	1	0	194	196
00-00	0	181	17	1	1	0	200	202

Peaks	Time	Vehicles	PCU's
AM	0900	9	9
IP	1300	16	16
PM	1600	18	18



TRAFFINOMICS LIMITED

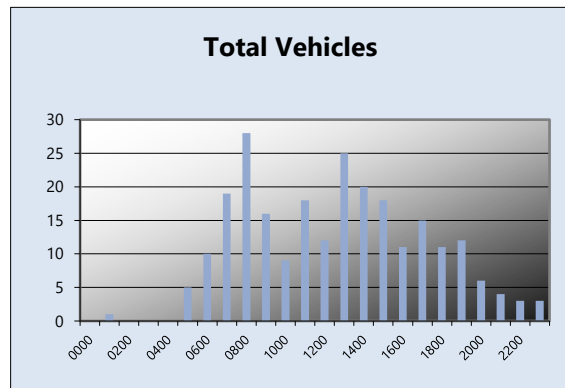
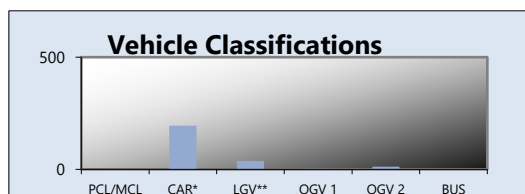
**CAHERMURPHY WIND FARM TRAFFIC COUNT/SPEED SURVEY
AUTOMATIC TRAFFIC COUNT**

**Monday 19 January 2026
TRA/26/005**

**SITE 01
SOUTHBOUND**

TIME	PCL/MCL	CAR*	LGV**	OGV 1	OGV 2	BUS	TOTAL	PCU
0000	0	0	0	0	0	0	0	0
0100	0	1	0	0	0	0	1	1
0200	0	0	0	0	0	0	0	0
0300	0	0	0	0	0	0	0	0
0400	0	0	0	0	0	0	0	0
0500	0	4	1	0	0	0	5	5
0600	0	9	1	0	0	0	10	10
0700	0	12	5	0	2	0	19	22
0800	0	24	3	0	1	0	28	29
0900	0	12	3	1	0	0	16	17
1000	0	7	2	0	0	0	9	9
1100	0	17	1	0	0	0	18	18
1200	0	8	4	0	0	0	12	12
1300	0	17	5	0	3	0	25	29
1400	0	17	0	0	3	0	20	24
1500	0	14	1	0	3	0	18	22
1600	1	6	4	0	0	0	11	10
1700	0	11	3	1	0	0	15	16
1800	0	10	1	0	0	0	11	11
1900	0	10	2	0	0	0	12	12
2000	0	5	1	0	0	0	6	6
2100	0	4	0	0	0	0	4	4
2200	0	3	0	0	0	0	3	3
2300	0	3	0	0	0	0	3	3
07-19	1	155	32	2	12	0	202	218
06-22	1	183	36	2	12	0	234	250
06-00	1	189	36	2	12	0	240	256
00-00	1	194	37	2	12	0	246	262

Peaks	Time	Vehicles	PCU's
AM	0800	28	29.3
IP	1300	25	28.9
PM	1700	15	15.5



TRAFFINOMICS LIMITED

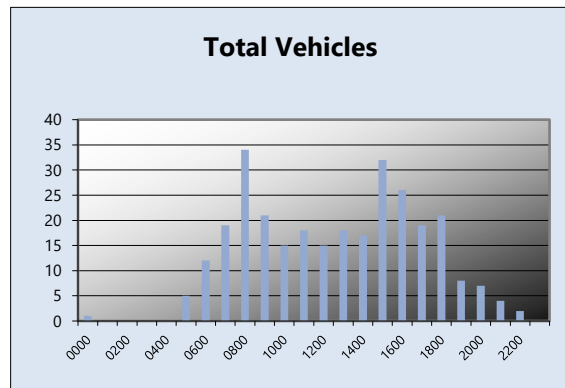
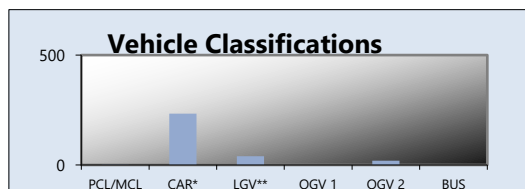
**CAHERMURPHY WIND FARM TRAFFIC COUNT/SPEED SURVEY
AUTOMATIC TRAFFIC COUNT**

**Tuesday 20 January 2026
TRA/26/005**

**SITE 01
SOUTHBOUND**

TIME	PCL/MCL	CAR*	LGV**	OGV 1	OGV 2	BUS	TOTAL	PCU
0000	0	1	0	0	0	0	1	1
0100	0	0	0	0	0	0	0	0
0200	0	0	0	0	0	0	0	0
0300	0	0	0	0	0	0	0	0
0400	0	0	0	0	0	0	0	0
0500	0	2	0	0	3	0	5	9
0600	0	9	2	0	1	0	12	13
0700	0	12	5	0	2	0	19	22
0800	0	30	3	0	1	0	34	35
0900	0	17	3	0	1	0	21	22
1000	0	13	1	0	1	0	15	16
1100	1	13	2	0	2	0	18	20
1200	0	14	1	0	0	0	15	15
1300	0	11	4	0	3	0	18	22
1400	0	14	1	0	2	0	17	20
1500	0	27	4	0	1	0	32	33
1600	0	17	6	0	3	0	26	30
1700	0	17	2	0	0	0	19	19
1800	0	17	4	0	0	0	21	21
1900	0	6	2	0	0	0	8	8
2000	0	7	0	0	0	0	7	7
2100	0	4	0	0	0	0	4	4
2200	0	2	0	0	0	0	2	2
2300	0	0	0	0	0	0	0	0
07-19	1	202	36	0	16	0	255	275
06-22	1	228	40	0	17	0	286	307
06-00	1	230	40	0	17	0	288	309
00-00	1	233	40	0	20	0	294	319

Peaks	Time	Vehicles	PCU's
AM	0800	34	35.3
IP	1300	18	21.9
PM	1600	26	29.9



TRAFFINOMICS LIMITED

**CAHERMURPHY WIND FARM TRAFFIC COUNT
MANUAL CLASSIFIED JUNCTION TURNING COUNT**

**JANUARY 2026
TRA/26/005**

SITE: 01
LOCATION: Back Street/R484 Creegh Road/R484 Ennis Road

DATE: 19th January 2026
DAY: Tuesday

TIME	MOVEMENT 1							MOVEMENT 2							MOVEMENT 3						
	CAR	LGV	OGV1	OGV2	BUS	TOT	PCU	CAR	LGV	OGV1	OGV2	BUS	TOT	PCU	CAR	LGV	OGV1	OGV2	BUS	TOT	PCU
00:00	0	0	0	0	0	0	0	0	0	0	0	0	0	0	1	0	0	0	0	1	1
00:15	0	0	0	0	0	0	0	0	0	0	0	0	0	0	0	0	0	0	0	0	0
00:30	0	0	0	0	0	0	0	0	0	0	0	0	0	0	0	0	0	0	0	0	0
00:45	0	0	0	0	0	0	0	0	0	0	0	0	0	0	0	0	0	0	0	0	0
H/TOT	0	0	0	0	0	0	0	0	0	0	0	0	0	0	1	0	0	0	0	1	1
01:00	0	0	0	0	0	0	0	0	0	0	0	0	0	0	0	0	0	0	0	0	0
01:15	0	0	0	0	0	0	0	0	0	0	0	0	0	0	0	0	0	0	0	0	0
01:30	0	0	0	0	0	0	0	0	0	0	0	0	0	0	0	0	0	0	0	0	0
01:45	0	0	0	0	0	0	0	0	0	0	0	0	0	0	0	0	0	0	0	0	0
H/TOT	0	0	0	0	0	0	0	0	0	0	0	0	0	0	0	0	0	0	0	0	0
02:00	0	0	0	0	0	0	0	0	0	0	0	0	0	0	0	0	0	0	0	0	0
02:15	0	0	0	0	0	0	0	0	0	0	0	0	0	0	0	0	0	0	0	0	0
02:30	0	0	0	0	0	0	0	0	0	0	0	0	0	0	0	0	0	0	0	0	0
02:45	0	0	0	0	0	0	0	0	0	0	0	0	0	0	0	0	0	0	0	0	0
H/TOT	0	0	0	0	0	0	0	0	0	0	0	0	0	0	0	0	0	0	0	0	0
03:00	0	0	0	0	0	0	0	0	0	0	0	0	0	0	0	0	0	0	0	0	0
03:15	0	0	0	0	0	0	0	0	0	0	0	0	0	0	0	0	0	0	0	0	0
03:30	0	0	0	0	0	0	0	0	0	0	0	0	0	0	0	0	0	0	0	0	0
03:45	0	0	0	0	0	0	0	0	0	0	0	0	0	0	0	0	0	0	0	0	0
H/TOT	0	0	0	0	0	0	0	0	0	0	0	0	0	0	0	0	0	0	0	0	0
04:00	0	0	0	0	0	0	0	0	0	0	0	0	0	0	0	0	0	0	0	0	0
04:15	0	0	0	0	0	0	0	0	0	0	0	0	0	0	0	0	0	0	0	0	0
04:30	0	0	0	0	0	0	0	0	0	0	0	0	0	0	0	0	0	0	0	0	0
04:45	0	0	0	0	0	0	0	0	0	0	0	0	0	0	0	0	0	0	0	0	0
H/TOT	0	0	0	0	0	0	0	0	0	0	0	0	0	0	0	0	0	0	0	0	0
05:00	0	0	0	0	0	0	0	0	0	0	0	0	0	0	0	0	0	0	0	0	0
05:15	0	0	0	0	0	0	0	0	0	0	0	0	0	0	0	0	0	0	0	0	0
05:30	0	0	0	0	0	0	0	0	0	0	0	0	0	0	0	0	0	0	0	0	0
05:45	0	0	0	0	0	0	0	0	0	0	0	0	0	0	0	0	0	0	0	0	0
H/TOT	0	0	0	0	0	0	0	0	0	0	0	0	0	0	0	0	0	0	0	0	0
06:00	0	0	1	0	0	1	2	0	0	0	0	0	0	0	0	0	0	0	0	0	0
06:15	0	0	0	0	0	0	0	0	1	0	0	0	1	1	0	0	0	0	0	0	0
06:30	0	0	0	0	0	0	0	0	0	0	0	0	0	0	0	0	0	0	0	0	0
06:45	1	1	0	0	0	2	2	0	0	0	0	0	0	0	0	0	0	0	0	0	0
H/TOT	1	1	1	0	0	3	4	0	1	0	0	0	1	1	0	0	0	0	0	0	0
07:00	1	0	0	0	0	1	1	0	0	0	0	0	0	0	0	0	0	0	0	0	0
07:15	0	0	0	0	0	0	0	0	0	0	0	0	0	0	0	0	0	0	0	0	0
07:30	0	0	0	0	0	0	0	0	0	0	0	0	0	3	1	0	0	0	4	4	4
07:45	0	0	0	0	0	0	0	0	0	1	0	0	1	2	1	0	0	0	1	1	1
H/TOT	1	0	0	0	0	1	1	0	0	1	0	0	1	2	4	1	0	0	5	5	5

TRAFFINOMICS LIMITED

**CAHERMURPHY WIND FARM TRAFFIC COUNT
MANUAL CLASSIFIED JUNCTION TURNING COUNT**

**JANUARY 2026
TRA/26/005**

SITE: 01

DATE: 19th January 2026

LOCATION: Back Street/R484 Creegh Road/R484 Ennis Road

DAY: Tuesday

TIME	MOVEMENT 1							MOVEMENT 2							MOVEMENT 3						
	CAR	LGV	OGV1	OGV2	BUS	TOT	PCU	CAR	LGV	OGV1	OGV2	BUS	TOT	PCU	CAR	LGV	OGV1	OGV2	BUS	TOT	PCU
08:00	1	1	0	0	0	2	2	0	0	0	0	0	0	0	0	0	0	0	0	0	0
08:15	1	1	0	1	0	3	4	2	0	0	0	0	2	2	0	1	0	0	0	1	1
08:30	1	0	0	0	1	2	3	0	0	0	0	0	0	0	3	1	0	0	0	4	4
08:45	4	0	0	0	1	5	6	1	0	1	0	0	2	3	4	0	0	0	0	4	4
H/TOT	7	2	0	1	2	12	15	3	0	1	0	0	4	5	7	2	0	0	0	9	9
09:00	5	0	0	0	1	6	7	0	0	0	0	0	0	0	4	1	0	0	0	5	5
09:15	4	0	0	0	0	4	4	0	0	0	0	0	0	0	0	0	0	0	0	0	0
09:30	2	1	0	0	0	3	3	1	0	0	0	0	1	1	1	0	0	0	0	1	1
09:45	3	0	0	0	0	3	3	0	0	0	0	0	0	0	2	0	0	0	0	2	2
H/TOT	14	1	0	0	1	16	17	1	0	0	0	0	1	1	7	1	0	0	0	8	8
10:00	4	0	0	0	0	4	4	0	0	0	0	0	0	0	0	0	0	0	0	0	0
10:15	2	0	0	1	0	3	4	1	0	0	0	0	1	1	1	0	0	0	0	1	1
10:30	2	0	0	0	0	2	2	0	0	0	0	0	0	0	0	0	0	0	0	0	0
10:45	2	1	0	0	0	3	3	0	0	0	0	0	0	0	2	0	0	0	0	2	2
H/TOT	10	1	0	1	0	12	13	1	0	0	0	0	1	1	3	0	0	0	0	3	3
11:00	5	0	0	0	0	5	5	0	0	0	0	0	0	0	0	0	0	0	0	0	0
11:15	5	0	1	0	0	6	7	0	0	0	0	0	0	0	3	0	0	0	0	3	3
11:30	4	1	0	0	0	5	5	0	0	0	0	0	0	0	1	0	0	0	0	1	1
11:45	1	1	0	0	0	2	2	0	0	0	0	0	0	0	2	0	0	0	0	2	2
H/TOT	15	2	1	0	0	18	19	0	0	0	0	0	0	0	6	0	0	0	0	6	6
12:00	2	0	0	0	0	2	2	1	0	0	0	0	1	1	1	4	0	0	0	5	5
12:15	2	0	0	0	0	2	2	0	1	0	0	0	1	1	0	1	0	0	0	1	1
12:30	2	0	0	0	0	2	2	0	0	0	0	0	0	0	0	0	0	0	0	0	0
12:45	2	0	0	0	0	2	2	1	0	0	0	0	1	1	0	1	0	0	0	1	1
H/TOT	8	0	0	0	0	8	8	2	1	0	0	0	3	3	1	6	0	0	0	7	7
13:00	1	0	0	0	0	1	1	1	0	0	0	0	1	1	2	0	0	0	0	2	2
13:15	2	1	0	0	0	3	3	0	0	0	0	0	0	0	0	0	0	0	0	0	0
13:30	0	0	0	0	0	0	0	0	0	1	0	0	1	2	0	0	0	0	0	0	0
13:45	2	1	0	0	0	3	3	2	0	0	0	0	2	2	0	0	0	0	0	0	0
H/TOT	5	2	0	0	0	7	7	3	0	1	0	0	4	5	2	0	0	0	0	2	2
14:00	3	0	0	0	0	3	3	1	0	0	0	0	1	1	2	0	0	0	0	2	2
14:15	4	1	0	0	0	5	5	2	0	0	0	0	2	2	3	0	0	0	0	3	3
14:30	3	2	0	0	0	5	5	0	0	0	0	0	0	0	1	0	0	0	0	1	1
14:45	3	0	0	0	0	3	3	0	0	0	0	0	0	0	1	1	0	0	0	2	2
H/TOT	13	3	0	0	0	16	16	3	0	0	0	0	3	3	7	1	0	0	0	8	8
15:00	3	1	0	0	0	4	4	0	0	0	0	0	0	0	1	0	0	0	0	1	1
15:15	0	1	0	0	0	1	1	1	0	1	0	0	2	3	0	0	0	0	0	0	0
15:30	2	0	0	0	0	2	2	1	0	0	0	0	1	1	2	0	0	0	0	2	2
15:45	6	0	0	0	3	9	12	6	0	0	0	0	6	6	2	1	1	0	2	6	9
H/TOT	11	2	0	0	3	16	19	8	0	1	0	0	9	10	5	1	1	0	2	9	12

TRAFFINOMICS LIMITED

**CAHERMURPHY WIND FARM TRAFFIC COUNT
MANUAL CLASSIFIED JUNCTION TURNING COUNT**

**JANUARY 2026
TRA/26/005**

SITE: 01

DATE: 19th January 2026

LOCATION: Back Street/R484 Creegh Road/R484 Ennis Road

DAY: Tuesday

TIME	MOVEMENT 1							MOVEMENT 2							MOVEMENT 3						
	CAR	LGV	OGV1	OGV2	BUS	TOT	PCU	CAR	LGV	OGV1	OGV2	BUS	TOT	PCU	CAR	LGV	OGV1	OGV2	BUS	TOT	PCU
16:00	4	0	0	0	0	4	4	1	0	0	0	0	1	1	3	0	0	0	0	3	3
16:15	2	0	0	0	0	2	2	2	0	0	0	0	2	2	2	0	0	0	0	2	2
16:30	4	2	0	0	0	6	6	2	1	0	0	0	3	3	2	1	0	0	0	3	3
16:45	2	0	0	0	0	2	2	0	0	0	0	0	0	0	1	0	0	0	0	1	1
H/TOT	12	2	0	0	0	14	14	5	1	0	0	0	6	6	8	1	0	0	0	9	9
17:00	9	0	0	0	0	9	9	0	0	0	0	0	0	0	3	0	0	0	0	3	3
17:15	2	0	0	0	0	2	2	2	0	1	0	0	3	4	2	0	0	0	0	2	2
17:30	3	0	0	0	0	3	3	2	0	0	0	0	2	2	1	1	0	0	0	2	2
17:45	6	1	0	0	0	7	7	1	0	0	0	0	1	1	3	0	0	0	0	3	3
H/TOT	20	1	0	0	0	21	21	5	0	1	0	0	6	7	9	1	0	0	0	10	10
18:00	2	0	0	0	0	2	2	1	0	0	0	0	1	1	4	1	0	0	0	5	5
18:15	2	0	0	0	0	2	2	0	1	0	0	0	1	1	0	1	0	0	0	1	1
18:30	0	1	0	0	0	1	1	0	0	0	0	0	0	0	2	0	0	0	0	2	2
18:45	2	1	1	0	0	4	5	3	0	0	0	0	3	3	0	0	0	0	0	0	0
H/TOT	6	2	1	0	0	9	10	4	1	0	0	0	5	5	6	2	0	0	0	8	8
19:00	3	0	0	0	0	3	3	0	1	0	0	0	1	1	0	0	0	0	0	0	0
19:15	3	1	0	0	0	4	4	1	0	0	0	0	1	1	1	0	0	0	0	1	1
19:30	3	1	0	0	0	4	4	1	0	0	0	0	1	1	0	0	0	0	0	0	0
19:45	0	2	0	0	0	2	2	0	0	0	0	0	0	0	1	1	0	0	0	2	2
H/TOT	9	4	0	0	0	13	13	2	1	0	0	0	3	3	2	1	0	0	0	3	3
20:00	0	0	0	0	0	0	0	0	0	0	0	0	0	0	0	0	0	0	0	0	0
20:15	0	0	0	0	0	0	0	0	0	0	0	0	0	0	0	0	0	0	0	0	0
20:30	1	0	1	0	0	2	3	0	0	0	0	0	0	0	0	0	0	0	0	0	0
20:45	0	0	1	0	0	1	2	0	0	0	0	0	0	0	0	0	0	0	0	0	0
H/TOT	1	0	2	0	0	3	4	0	0	0	0	0	0	0	0	0	0	0	0	0	0
21:00	1	0	0	0	0	1	1	0	0	0	0	0	0	0	0	1	0	0	0	1	1
21:15	0	0	0	0	0	0	0	1	0	0	0	0	1	1	0	1	0	0	0	1	1
21:30	2	0	0	0	0	2	2	3	0	0	0	0	3	3	1	0	0	0	0	1	1
21:45	0	0	1	0	0	1	2	2	0	0	0	0	2	2	0	0	0	0	0	0	0
H/TOT	3	0	1	0	0	4	5	6	0	0	0	0	6	6	1	2	0	0	0	3	3
22:00	1	0	0	0	0	1	1	0	0	0	0	0	0	0	0	0	0	0	0	0	0
22:15	0	0	0	0	0	0	0	0	0	0	0	0	0	0	0	0	0	0	0	0	0
22:30	0	0	0	0	0	0	0	0	1	0	0	0	1	1	0	0	0	0	0	0	0
22:45	0	0	0	0	0	0	0	0	0	0	0	0	0	0	0	0	0	0	0	0	0
H/TOT	1	0	0	0	0	1	1	0	1	0	0	0	1	1	0	0	0	0	0	0	0
23:00	0	0	0	0	0	0	0	0	0	0	0	0	0	0	1	0	0	0	0	1	1
23:15	0	0	0	0	0	0	0	0	0	0	0	0	0	0	0	0	0	0	0	0	0
23:30	0	0	0	0	0	0	0	1	0	0	0	0	1	1	0	0	0	0	0	0	0
23:45	0	0	0	0	0	0	0	0	0	0	0	0	0	0	0	0	0	0	0	0	0
H/TOT	0	0	0	0	0	0	0	1	0	0	0	0	1	1	1	0	0	0	0	1	1
00:00 - 00:00	137	23	6	2	6	174	186	44	6	5	0	0	55	57.5	70	19	1	0	2	92	94.5
06:00 - 22:00	136	23	6	2	6	173	185	43	5	5	0	0	53	55.5	68	19	1	0	2	90	92.5
07:00 - 19:00	122	18	2	2	6	150	160	35	3	5	0	0	43	45.5	65	16	1	0	2	84	86.5

TRAFFINOMICS LIMITED

**CAHERMURPHY WIND FARM TRAFFIC COUNT
MANUAL CLASSIFIED JUNCTION TURNING COUNT**

**JANUARY 2026
TRA/26/005**

SITE: 01
LOCATION: Back Street/R484 Creegh Road/R484 Ennis Road

DATE: 19th January 2026
DAY: Tuesday

TIME	MOVEMENT 4							MOVEMENT 5							MOVEMENT 6						
	CAR	LGV	OGV1	OGV2	BUS	TOT	PCU	CAR	LGV	OGV1	OGV2	BUS	TOT	PCU	CAR	LGV	OGV1	OGV2	BUS	TOT	PCU
00:00	0	0	0	0	0	0	0	1	0	0	0	0	1	1	0	0	0	0	0	0	0
00:15	0	0	0	0	0	0	0	0	0	0	0	0	0	0	0	0	0	0	0	0	0
00:30	0	0	0	0	0	0	0	1	0	0	0	0	1	1	0	0	0	0	0	0	0
00:45	0	0	0	0	0	0	0	0	0	0	0	0	0	0	0	0	0	0	0	0	0
H/TOT	0	0	0	0	0	0	0	2	0	0	0	0	2	2	0	0	0	0	0	0	0
01:00	0	0	0	0	0	0	0	0	0	0	0	0	0	0	0	0	0	0	0	0	0
01:15	0	0	0	0	0	0	0	0	0	0	0	0	0	0	0	0	0	0	0	0	0
01:30	0	0	0	0	0	0	0	0	0	0	0	0	0	0	0	0	0	0	0	0	0
01:45	0	0	0	0	0	0	0	0	0	0	0	0	0	0	0	0	0	0	0	0	0
H/TOT	0	0	0	0	0	0	0	0	0	0	0	0	0	0	0	0	0	0	0	0	0
02:00	0	0	0	0	0	0	0	0	0	0	0	0	0	0	0	0	0	0	0	0	0
02:15	0	0	0	0	0	0	0	1	0	0	0	0	1	1	0	0	0	0	0	0	0
02:30	0	0	0	0	0	0	0	0	0	0	0	0	0	0	0	0	0	0	0	0	0
02:45	0	0	0	0	0	0	0	1	0	0	0	0	1	1	0	0	0	0	0	0	0
H/TOT	0	0	0	0	0	0	0	2	0	0	0	0	2	2	0	0	0	0	0	0	0
03:00	0	0	0	0	0	0	0	0	0	0	0	0	0	0	0	0	0	0	0	0	0
03:15	0	0	0	0	0	0	0	0	0	0	0	0	0	0	0	0	0	0	0	0	0
03:30	0	0	0	0	0	0	0	0	0	0	0	0	0	0	0	0	0	0	0	0	0
03:45	0	0	0	0	0	0	0	0	0	0	0	0	0	0	0	0	0	0	0	0	0
H/TOT	0	0	0	0	0	0	0	0	0	0	0	0	0	0	0	0	0	0	0	0	0
04:00	0	0	0	0	0	0	0	0	0	0	0	0	0	0	0	0	0	0	0	0	0
04:15	0	0	0	0	0	0	0	0	0	0	0	0	0	0	0	0	0	0	0	0	0
04:30	0	0	0	0	0	0	0	0	0	0	0	0	0	0	0	0	0	0	0	0	0
04:45	0	0	0	0	0	0	0	2	0	0	0	0	2	2	0	0	0	0	0	0	0
H/TOT	0	0	0	0	0	0	0	2	0	0	0	0	2	2	0	0	0	0	0	0	0
05:00	0	0	0	0	0	0	0	1	0	0	0	0	1	1	0	0	0	0	0	0	0
05:15	0	0	0	0	0	0	0	2	0	0	0	0	2	2	0	0	0	0	0	0	0
05:30	0	0	0	0	0	0	0	0	0	0	0	0	0	0	0	0	0	0	0	0	0
05:45	0	0	0	0	0	0	0	4	0	0	0	0	4	4	0	0	0	0	0	0	0
H/TOT	0	0	0	0	0	0	0	7	0	0	0	0	7	7	0	0	0	0	0	0	0
06:00	0	0	0	0	0	0	0	7	1	0	0	0	8	8	0	0	0	0	0	0	0
06:15	0	0	0	0	0	0	0	7	1	0	0	0	8	8	0	0	0	0	0	0	0
06:30	0	0	0	0	0	0	0	7	2	1	0	0	10	11	0	0	0	0	0	0	0
06:45	1	0	0	0	0	1	1	2	2	0	0	0	4	4	0	0	0	0	0	0	0
H/TOT	1	0	0	0	0	1	1	23	6	1	0	0	30	31	0	0	0	0	0	0	0
07:00	0	0	0	0	0	0	0	15	2	1	0	0	18	19	0	0	0	0	0	0	0
07:15	0	0	0	0	0	0	0	15	10	1	0	0	26	27	0	0	0	0	0	0	0
07:30	0	0	0	0	0	0	0	15	5	1	0	0	21	22	0	0	0	0	0	0	0
07:45	0	0	0	0	0	0	0	17	1	2	1	0	21	23	0	0	0	0	0	0	0
H/TOT	0	0	0	0	0	0	0	62	18	5	1	0	86	90	0	0	0	0	0	0	0

TRAFFINOMICS LIMITED

**CAHERMURPHY WIND FARM TRAFFIC COUNT
MANUAL CLASSIFIED JUNCTION TURNING COUNT**

**JANUARY 2026
TRA/26/005**

SITE: 01
LOCATION: Back Street/R484 Creegh Road/R484 Ennis Road

DATE: 19th January 2026
DAY: Tuesday

TIME	MOVEMENT 4							MOVEMENT 5							MOVEMENT 6						
	CAR	LGV	OGV1	OGV2	BUS	TOT	PCU	CAR	LGV	OGV1	OGV2	BUS	TOT	PCU	CAR	LGV	OGV1	OGV2	BUS	TOT	PCU
08:00	0	0	0	0	0	0	0	9	6	1	0	0	16	17	0	0	0	0	0	0	0
08:15	0	0	0	0	0	0	0	15	4	0	0	0	19	19	0	0	0	0	0	0	0
08:30	6	0	0	0	0	6	6	10	3	0	0	0	13	13	0	0	0	0	0	0	0
08:45	12	0	0	0	0	12	12	13	4	0	0	0	17	17	0	0	0	0	0	0	0
H/TOT	18	0	0	0	0	18	18	47	17	1	0	0	65	66	0	0	0	0	0	0	0
09:00	0	0	0	0	1	1	2	10	0	0	2	0	12	15	0	1	0	0	0	1	1
09:15	0	1	0	0	0	1	1	8	4	0	0	0	12	12	0	0	0	0	0	0	0
09:30	3	2	0	0	0	5	5	10	0	0	0	0	10	10	0	0	0	0	0	0	0
09:45	1	0	0	0	0	1	1	13	1	0	0	0	14	14	1	0	0	0	0	1	1
H/TOT	4	3	0	0	1	8	9	41	5	0	2	0	48	51	1	1	0	0	0	2	2
10:00	0	0	0	0	0	0	0	2	3	0	0	0	5	5	0	0	0	0	0	0	0
10:15	4	0	0	0	0	4	4	2	4	0	0	0	6	6	0	0	0	0	0	0	0
10:30	1	0	0	0	0	1	1	4	0	0	1	0	5	6	1	0	0	0	0	1	1
10:45	3	0	0	0	0	3	3	6	3	1	0	0	10	11	0	0	0	0	0	0	0
H/TOT	8	0	0	0	0	8	8	14	10	1	1	0	26	28	1	0	0	0	0	1	1
11:00	0	2	0	0	0	2	2	4	4	1	0	0	9	10	0	0	0	0	0	0	0
11:15	1	0	0	0	0	1	1	9	2	1	0	0	12	13	0	1	0	0	0	1	1
11:30	2	0	0	0	0	2	2	11	1	1	0	0	13	14	0	0	0	0	0	0	0
11:45	0	1	0	0	0	1	1	3	1	0	2	0	6	9	1	0	0	0	0	1	1
H/TOT	3	3	0	0	0	6	6	27	8	3	2	0	40	44	1	1	0	0	0	2	2
12:00	0	1	0	0	0	1	1	5	2	1	0	0	8	9	0	0	0	0	0	0	0
12:15	3	0	0	0	0	3	3	8	5	1	0	0	14	15	0	0	0	0	0	0	0
12:30	1	0	0	0	0	1	1	5	1	1	0	0	7	8	0	0	0	0	0	0	0
12:45	0	0	0	0	0	0	0	11	3	1	0	0	15	16	0	0	0	0	0	0	0
H/TOT	4	1	0	0	0	5	5	29	11	4	0	0	44	46	0	0	0	0	0	0	0
13:00	0	0	0	0	0	0	0	7	1	2	0	0	10	11	1	0	0	0	0	1	1
13:15	1	2	0	0	0	3	3	7	5	0	0	0	12	12	0	0	0	0	0	0	0
13:30	0	0	0	0	0	0	0	2	3	0	0	0	5	5	0	0	0	0	0	0	0
13:45	1	1	0	0	0	2	2	6	5	0	0	2	13	15	1	0	0	0	0	1	1
H/TOT	2	3	0	0	0	5	5	22	14	2	0	2	40	43	2	0	0	0	0	2	2
14:00	1	0	0	0	0	1	1	5	1	3	0	0	9	11	0	0	0	0	0	0	0
14:15	0	1	0	0	0	1	1	12	0	1	0	0	13	14	0	1	0	0	0	1	1
14:30	2	0	0	0	0	2	2	6	2	3	0	0	11	13	0	0	0	0	0	0	0
14:45	0	0	0	0	1	1	2	9	3	0	0	0	12	12	0	0	0	0	0	0	0
H/TOT	3	1	0	0	1	5	6	32	6	7	0	0	45	49	0	1	0	0	0	1	1
15:00	2	0	0	0	0	2	2	10	3	0	0	0	13	13	1	0	0	0	0	1	1
15:15	2	0	0	0	0	2	2	9	5	0	0	0	14	14	0	1	0	0	0	1	1
15:30	5	1	0	0	0	6	6	6	0	0	0	0	6	6	1	0	0	0	0	1	1
15:45	1	0	0	0	0	1	1	3	0	2	0	0	5	6	0	0	0	0	0	0	0
H/TOT	10	1	0	0	0	11	11	28	8	2	0	0	38	39	2	1	0	0	0	3	3

TRAFFINOMICS LIMITED

**CAHERMURPHY WIND FARM TRAFFIC COUNT
MANUAL CLASSIFIED JUNCTION TURNING COUNT**

**JANUARY 2026
TRA/26/005**

SITE: 01
LOCATION: Back Street/R484 Creegh Road/R484 Ennis Road

DATE: 19th January 2026
DAY: Tuesday

TIME	MOVEMENT 4							MOVEMENT 5							MOVEMENT 6						
	CAR	LGV	OGV1	OGV2	BUS	TOT	PCU	CAR	LGV	OGV1	OGV2	BUS	TOT	PCU	CAR	LGV	OGV1	OGV2	BUS	TOT	PCU
16:00	2	0	0	0	0	2	2	4	4	0	0	0	8	8	0	1	0	0	0	1	1
16:15	0	0	0	0	0	0	0	10	2	1	0	0	13	14	0	0	0	0	0	0	0
16:30	1	0	0	0	0	1	1	7	1	3	0	1	12	15	0	0	0	0	0	0	0
16:45	2	0	0	0	0	2	2	5	3	1	0	0	9	10	1	0	0	0	0	1	1
H/TOT	5	0	0	0	0	5	5	26	10	5	0	1	42	46	1	1	0	0	0	2	2
17:00	1	0	0	0	0	1	1	8	6	1	0	0	15	16	0	0	0	0	0	0	0
17:15	0	0	0	0	0	0	0	12	7	1	0	0	20	21	0	1	0	0	0	1	1
17:30	2	0	0	0	0	2	2	5	5	1	1	0	12	14	0	0	0	0	0	0	0
17:45	1	2	0	0	0	3	3	9	10	1	0	0	20	21	0	0	0	0	0	0	0
H/TOT	4	2	0	0	0	6	6	34	28	4	1	0	67	70	0	1	0	0	0	1	1
18:00	2	1	0	0	0	3	3	7	4	0	0	0	11	11	0	0	0	0	0	0	0
18:15	2	0	0	0	0	2	2	5	3	0	1	0	9	10	0	0	0	0	0	0	0
18:30	1	0	0	0	0	1	1	6	3	0	0	0	9	9	0	0	0	0	0	0	0
18:45	0	0	0	0	0	0	0	8	3	0	0	0	11	11	0	0	0	0	0	0	0
H/TOT	5	1	0	0	0	6	6	26	13	0	1	0	40	41	0	0	0	0	0	0	0
19:00	0	0	0	0	0	0	0	8	1	0	0	0	9	9	1	0	0	0	0	1	1
19:15	0	0	0	0	0	0	0	6	0	0	0	0	6	6	0	0	0	0	0	0	0
19:30	0	0	0	0	0	0	0	9	1	0	0	0	10	10	0	1	0	0	0	1	1
19:45	1	0	0	0	0	1	1	5	4	0	0	0	9	9	1	0	0	0	0	1	1
H/TOT	1	0	0	0	0	1	1	28	6	0	0	0	34	34	2	1	0	0	0	3	3
20:00	0	0	0	0	0	0	0	9	3	0	0	0	12	12	0	0	0	0	0	0	0
20:15	0	0	0	0	0	0	0	3	0	0	0	0	3	3	0	0	0	0	0	0	0
20:30	0	0	0	0	0	0	0	2	0	0	0	0	2	2	0	0	0	0	0	0	0
20:45	1	0	0	0	0	1	1	5	1	0	0	0	6	6	0	0	0	0	0	0	0
H/TOT	1	0	0	0	0	1	1	19	4	0	0	0	23	23	0	0	0	0	0	0	0
21:00	0	0	0	0	0	0	0	1	1	0	0	0	2	2	0	0	0	0	0	0	0
21:15	0	0	0	0	0	0	0	3	1	0	0	0	4	4	0	0	0	0	0	0	0
21:30	0	0	0	0	0	0	0	4	0	0	0	0	4	4	0	0	0	0	0	0	0
21:45	0	0	0	0	0	0	0	1	1	0	0	0	2	2	0	0	0	0	0	0	0
H/TOT	0	0	0	0	0	0	0	9	3	0	0	0	12	12	0	0	0	0	0	0	0
22:00	0	0	0	0	0	0	0	0	0	1	0	0	1	2	0	0	0	0	0	0	0
22:15	0	0	0	0	0	0	0	1	0	0	0	0	1	1	0	0	0	0	0	0	0
22:30	0	0	0	0	0	0	0	1	1	0	0	0	2	2	0	0	0	0	0	0	0
22:45	0	0	0	0	0	0	0	3	0	0	0	0	3	3	0	0	0	0	0	0	0
H/TOT	0	0	0	0	0	0	0	5	1	1	0	0	7	8	0	0	0	0	0	0	0
23:00	0	0	0	0	0	0	0	2	0	0	0	0	2	2	0	0	0	0	0	0	0
23:15	0	0	0	0	0	0	0	0	0	0	0	0	0	0	0	0	0	0	0	0	0
23:30	0	0	0	0	0	0	0	0	0	0	0	0	0	0	1	1	0	0	0	2	2
23:45	0	0	0	0	0	0	0	1	0	0	0	0	1	1	0	0	0	0	0	0	0
H/TOT	0	0	0	0	0	0	0	3	0	0	0	0	3	3	1	1	0	0	0	2	2
00:00 - 00:00	69	15	0	0	2	86	88	488	168	36	8	3	703	734	11	8	0	0	0	19	19
06:00 - 22:00	69	15	0	0	2	86	88	467	167	35	8	3	680	711	10	7	0	0	0	17	17
07:00 - 19:00	66	15	0	0	2	83	85	388	148	34	8	3	581	611	8	6	0	0	0	14	14

TRAFFINOMICS LIMITED

**CAHERMURPHY WIND FARM TRAFFIC COUNT
MANUAL CLASSIFIED JUNCTION TURNING COUNT**

**JANUARY 2026
TRA/26/005**

SITE: 01

DATE: 19th January 2026

LOCATION: Back Street/R484 Creegh Road/R484 Ennis Road

DAY: Tuesday

TIME	MOVEMENT 7							MOVEMENT 8							MOVEMENT 9						
	CAR	LGV	OGV1	OGV2	BUS	TOT	PCU	CAR	LGV	OGV1	OGV2	BUS	TOT	PCU	CAR	LGV	OGV1	OGV2	BUS	TOT	PCU
00:00	0	0	0	0	0	0	0	0	0	0	0	0	0	0	0	0	0	0	0	0	0
00:15	0	0	0	0	0	0	0	0	0	0	0	0	0	0	0	0	0	0	0	0	0
00:30	0	0	0	0	0	0	0	0	0	0	0	0	0	0	0	0	0	0	0	0	0
00:45	0	0	0	0	0	0	0	0	0	0	0	0	0	0	0	0	0	0	0	0	0
H/TOT	0	0	0	0	0	0	0	0	0	0	0	0	0	0	0	0	0	0	0	0	0
01:00	0	0	0	0	0	0	0	0	0	0	0	0	0	0	0	0	0	0	0	0	0
01:15	0	0	0	0	0	0	0	0	0	0	0	0	0	0	0	0	0	0	0	0	0
01:30	0	0	0	0	0	0	0	0	0	0	0	0	0	0	0	0	0	0	0	0	0
01:45	0	0	0	0	0	0	0	0	0	0	0	0	0	0	0	0	0	0	0	0	0
H/TOT	0	0	0	0	0	0	0	0	0	0	0	0	0	0	0	0	0	0	0	0	0
02:00	0	0	0	0	0	0	0	0	0	0	0	0	0	0	0	0	0	0	0	0	0
02:15	0	0	0	0	0	0	0	0	0	0	0	0	0	0	0	0	0	0	0	0	0
02:30	0	0	0	0	0	0	0	0	0	0	0	0	0	0	0	0	0	0	0	0	0
02:45	0	0	0	0	0	0	0	0	0	0	0	0	0	0	0	0	0	0	0	0	0
H/TOT	0	0	0	0	0	0	0	0	0	0	0	0	0	0	0	0	0	0	0	0	0
03:00	0	0	0	0	0	0	0	0	0	0	0	0	0	0	0	0	0	0	0	0	0
03:15	0	0	0	0	0	0	0	0	0	0	0	0	0	0	0	0	0	0	0	0	0
03:30	0	0	0	0	0	0	0	0	0	0	0	0	0	0	0	0	0	0	0	0	0
03:45	0	0	0	0	0	0	0	0	0	0	0	0	0	0	0	0	0	0	0	0	0
H/TOT	0	0	0	0	0	0	0	0	0	0	0	0	0	0	0	0	0	0	0	0	0
04:00	0	0	0	0	0	0	0	0	0	0	0	0	0	0	0	0	0	0	0	0	0
04:15	0	0	0	0	0	0	0	0	0	0	0	0	0	0	0	0	0	0	0	0	0
04:30	0	0	0	0	0	0	0	0	0	0	0	0	0	0	0	0	0	0	0	0	0
04:45	0	0	0	0	0	0	0	0	0	0	0	0	0	0	0	0	0	0	0	0	0
H/TOT	0	0	0	0	0	0	0	0	0	0	0	0	0	0	0	0	0	0	0	0	0
05:00	0	0	0	0	0	0	0	0	0	0	0	0	0	0	0	0	0	0	0	0	0
05:15	0	0	0	0	0	0	0	0	0	0	0	0	0	0	0	0	0	0	0	0	0
05:30	0	0	0	0	0	0	0	0	0	0	0	0	0	0	0	0	0	0	0	0	0
05:45	0	0	0	0	0	0	0	0	0	0	0	0	0	0	0	0	0	0	0	0	0
H/TOT	0	0	0	0	0	0	0	0	0	0	0	0	0	0	0	0	0	0	0	0	0
06:00	0	0	0	0	0	0	0	0	0	0	0	0	0	0	1	0	0	0	0	1	1
06:15	0	0	0	0	0	0	0	0	0	0	0	0	0	0	2	0	0	0	0	2	2
06:30	0	0	0	0	0	0	0	0	0	0	0	0	0	0	1	0	0	0	0	1	1
06:45	0	0	0	0	0	0	0	0	0	0	0	0	0	0	0	0	0	0	0	0	0
H/TOT	0	0	0	0	0	0	0	0	0	0	0	0	0	0	4	0	0	0	0	4	4
07:00	0	0	0	0	0	0	0	0	0	0	0	0	0	0	1	1	0	0	0	2	2
07:15	0	0	0	0	0	0	0	0	1	0	0	0	1	1	1	1	0	0	0	2	2
07:30	1	0	0	0	0	1	1	0	0	0	0	0	0	0	3	0	0	0	0	3	3
07:45	0	0	0	0	0	0	0	0	0	0	0	0	0	0	3	0	0	0	0	3	3
H/TOT	1	0	0	0	0	1	1	0	1	0	0	0	1	1	8	2	0	0	0	10	10

TRAFFINOMICS LIMITED

**CAHERMURPHY WIND FARM TRAFFIC COUNT
MANUAL CLASSIFIED JUNCTION TURNING COUNT**

**JANUARY 2026
TRA/26/005**

SITE: 01

DATE: 19th January 2026

LOCATION: Back Street/R484 Creegh Road/R484 Ennis Road

DAY: Tuesday

TIME	MOVEMENT 7							MOVEMENT 8							MOVEMENT 9						
	CAR	LGV	OGV1	OGV2	BUS	TOT	PCU	CAR	LGV	OGV1	OGV2	BUS	TOT	PCU	CAR	LGV	OGV1	OGV2	BUS	TOT	PCU
08:00	0	0	0	0	0	0	0	2	1	0	0	0	3	3	3	0	0	0	0	3	3
08:15	0	1	0	0	0	1	1	1	0	1	0	0	2	3	0	1	0	0	0	1	1
08:30	1	0	0	0	0	1	1	3	0	0	0	0	3	3	2	0	0	0	0	2	2
08:45	0	0	0	0	0	0	0	2	0	0	0	0	2	2	2	1	0	0	0	3	3
H/TOT	1	1	0	0	0	2	2	8	1	1	0	0	10	11	7	2	0	0	0	9	9
09:00	0	0	0	0	0	0	0	1	1	0	0	0	2	2	2	0	0	0	0	2	2
09:15	0	1	0	0	0	1	1	1	0	0	0	0	1	1	0	0	0	0	0	0	0
09:30	1	0	0	0	0	1	1	1	0	0	0	0	1	1	1	0	0	0	0	1	1
09:45	0	1	0	0	0	1	1	0	1	0	0	0	1	1	0	0	0	0	0	0	0
H/TOT	1	2	0	0	0	3	3	3	2	0	0	0	5	5	3	0	0	0	0	3	3
10:00	0	0	0	0	0	0	0	1	1	0	0	0	2	2	0	0	0	0	0	0	0
10:15	0	0	0	0	0	0	0	0	1	0	0	0	1	1	2	0	1	0	0	3	4
10:30	0	0	0	0	0	0	0	2	0	0	0	0	2	2	0	0	0	0	0	0	0
10:45	0	0	0	0	0	0	0	1	0	0	0	0	1	1	1	0	0	0	0	1	1
H/TOT	0	0	0	0	0	0	0	4	2	0	0	0	6	6	3	0	1	0	0	4	5
11:00	0	0	0	0	0	0	0	0	0	0	0	0	0	0	0	0	0	0	0	0	0
11:15	0	0	0	0	0	0	0	0	0	0	0	0	0	0	0	0	0	0	0	0	0
11:30	0	0	0	0	0	0	0	0	0	0	0	0	0	0	2	0	0	0	0	2	2
11:45	1	0	0	0	0	1	1	0	1	0	0	0	1	1	1	0	0	0	0	1	1
H/TOT	1	0	0	0	0	1	1	0	1	0	0	0	1	1	3	0	0	0	0	3	3
12:00	0	0	0	0	0	0	0	0	1	0	0	0	1	1	5	1	1	0	0	7	8
12:15	0	0	0	0	0	0	0	0	0	0	0	0	0	0	3	0	0	0	0	3	3
12:30	0	0	0	0	0	0	0	1	0	1	0	0	2	3	0	0	0	0	0	0	0
12:45	2	0	0	0	0	2	2	0	0	0	0	0	0	0	1	0	0	0	0	1	1
H/TOT	2	0	0	0	0	2	2	1	1	1	0	0	3	4	9	1	1	0	0	11	12
13:00	0	0	0	0	0	0	0	0	0	0	0	0	0	0	2	1	1	0	0	4	5
13:15	1	0	0	0	0	1	1	0	1	1	0	0	2	3	1	1	0	0	0	2	2
13:30	0	0	0	0	0	0	0	1	0	0	0	0	1	1	2	1	0	0	0	3	3
13:45	1	1	0	0	0	2	2	1	1	0	0	0	2	2	1	1	1	0	0	3	4
H/TOT	2	1	0	0	0	3	3	2	2	1	0	0	5	6	6	4	2	0	0	12	13
14:00	0	0	0	0	0	0	0	0	0	0	0	0	0	0	0	2	0	0	0	2	2
14:15	0	0	0	0	0	0	0	1	2	0	0	0	3	3	2	0	0	0	0	2	2
14:30	0	0	0	0	0	0	0	0	0	0	0	0	0	0	2	1	0	0	0	3	3
14:45	0	0	0	0	0	0	0	1	0	0	0	0	1	1	2	0	0	0	0	2	2
H/TOT	0	0	0	0	0	0	0	2	2	0	0	0	4	4	6	3	0	0	0	9	9
15:00	0	0	0	0	0	0	0	1	0	0	0	0	1	1	0	0	0	0	0	0	0
15:15	1	0	0	0	0	1	1	0	0	0	0	0	0	0	2	0	0	0	0	2	2
15:30	1	0	0	0	0	1	1	2	0	0	0	0	2	2	2	1	0	0	0	3	3
15:45	0	0	0	0	0	0	0	1	0	0	0	0	1	1	1	0	1	0	0	2	3
H/TOT	2	0	0	0	0	2	2	4	0	0	0	0	4	4	5	1	1	0	0	7	8

TRAFFINOMICS LIMITED

**CAHERMURPHY WIND FARM TRAFFIC COUNT
MANUAL CLASSIFIED JUNCTION TURNING COUNT**

**JANUARY 2026
TRA/26/005**

SITE: 01

DATE: 19th January 2026

LOCATION: Back Street/R484 Creegh Road/R484 Ennis Road

DAY: Tuesday

TIME	MOVEMENT 7							MOVEMENT 8							MOVEMENT 9						
	CAR	LGV	OGV1	OGV2	BUS	TOT	PCU	CAR	LGV	OGV1	OGV2	BUS	TOT	PCU	CAR	LGV	OGV1	OGV2	BUS	TOT	PCU
16:00	0	0	0	0	0	0	0	1	0	0	0	0	1	1	1	1	0	0	0	2	2
16:15	0	0	0	0	0	0	0	0	1	0	0	0	1	1	1	0	0	0	0	1	1
16:30	1	0	0	0	0	1	1	0	0	0	0	0	0	0	0	3	0	0	0	3	3
16:45	0	0	0	0	0	0	0	2	1	0	0	0	3	3	2	0	0	0	0	2	2
H/TOT	1	0	0	0	0	1	1	3	2	0	0	0	5	5	4	4	0	0	0	8	8
17:00	0	0	0	0	0	0	0	0	0	0	0	0	0	0	1	0	0	0	0	1	1
17:15	0	0	0	0	0	0	0	0	0	0	0	0	0	0	0	0	0	0	0	0	0
17:30	0	0	0	0	0	0	0	0	0	0	0	0	0	0	1	0	0	0	0	1	1
17:45	1	0	0	0	0	1	1	0	1	0	0	0	1	1	0	1	0	0	0	1	1
H/TOT	1	0	0	0	0	1	1	0	1	0	0	0	1	1	2	1	0	0	0	3	3
18:00	0	0	0	0	0	0	0	0	0	0	0	0	0	0	1	0	0	0	0	1	1
18:15	1	0	0	0	0	1	1	1	1	0	0	0	2	2	0	2	0	0	0	2	2
18:30	0	0	0	0	0	0	0	1	1	0	0	0	2	2	1	1	0	0	0	2	2
18:45	0	0	0	0	0	0	0	0	0	0	0	0	0	0	0	0	0	0	0	0	0
H/TOT	1	0	0	0	0	1	1	2	2	0	0	0	4	4	2	3	0	0	0	5	5
19:00	0	0	0	0	0	0	0	0	0	0	0	0	0	0	2	0	0	0	0	2	2
19:15	0	0	0	0	0	0	0	0	0	0	0	0	0	0	2	0	0	0	0	2	2
19:30	0	0	0	0	0	0	0	1	0	0	0	0	1	1	3	0	0	0	0	3	3
19:45	0	1	0	0	0	1	1	0	0	0	0	0	0	0	1	1	0	0	0	2	2
H/TOT	0	1	0	0	0	1	1	1	0	0	0	0	1	1	8	1	0	0	0	9	9
20:00	0	0	0	0	0	0	0	0	0	0	0	0	0	0	3	0	0	0	0	3	3
20:15	0	0	0	0	0	0	0	1	0	0	0	0	1	1	2	0	0	0	0	2	2
20:30	0	0	0	0	0	0	0	0	0	0	0	0	0	0	0	0	0	0	0	0	0
20:45	1	0	0	0	0	1	1	0	0	0	0	0	0	0	0	0	0	0	0	0	0
H/TOT	1	0	0	0	0	1	1	1	0	0	0	0	1	1	5	0	0	0	0	5	5
21:00	0	0	0	0	0	0	0	1	0	0	0	0	1	1	0	0	0	0	0	0	0
21:15	0	0	0	0	0	0	0	1	0	0	0	0	1	1	0	0	0	0	0	0	0
21:30	0	0	0	0	0	0	0	1	0	0	0	0	1	1	0	0	0	0	0	0	0
21:45	0	0	0	0	0	0	0	0	0	0	0	0	0	0	0	0	0	0	0	0	0
H/TOT	0	0	0	0	0	0	0	3	0	0	0	0	3	3	0	0	0	0	0	0	0
22:00	0	0	0	0	0	0	0	0	0	0	0	0	0	0	1	0	0	0	0	1	1
22:15	1	0	0	0	0	1	1	1	1	0	0	0	2	2	2	0	0	0	0	2	2
22:30	0	0	0	0	0	0	0	1	0	0	0	0	1	1	0	0	0	0	0	0	0
22:45	0	0	0	0	0	0	0	0	0	0	0	0	0	0	0	0	0	0	0	0	0
H/TOT	1	0	0	0	0	1	1	2	1	0	0	0	3	3	3	0	0	0	0	3	3
23:00	0	0	0	0	0	0	0	0	0	0	0	0	0	0	0	0	0	0	0	0	0
23:15	0	0	0	0	0	0	0	0	0	0	0	0	0	0	0	0	0	0	0	0	0
23:30	0	0	0	0	0	0	0	0	0	0	0	0	0	0	0	0	0	0	0	0	0
23:45	0	0	0	0	0	0	0	0	0	0	0	0	0	0	0	0	0	0	0	0	0
H/TOT	0	0	0	0	0	0	0	0	0	0	0	0	0	0	0	0	0	0	0	0	0
00:00 - 00:00	15	5	0	0	0	20	20	36	18	3	0	0	57	59	78	22	5	0	0	105	107.5
06:00 - 22:00	14	5	0	0	0	19	19	34	17	3	0	0	54	56	75	22	5	0	0	102	104.5
07:00 - 19:00	13	4	0	0	0	17	17	29	17	3	0	0	49	51	58	21	5	0	0	84	86.5

TRAFFINOMICS LIMITED

**CAHERMURPHY WIND FARM TRAFFIC COUNT
MANUAL CLASSIFIED JUNCTION TURNING COUNT**

**JANUARY 2026
TRA/26/005**

SITE: 01

DATE: 19th January 2026

LOCATION: Back Street/R484 Creegh Road/R484 Ennis Road

DAY: Tuesday

TIME	MOVEMENT 10							MOVEMENT 11							MOVEMENT 12						
	CAR	LGV	OGV1	OGV2	BUS	TOT	PCU	CAR	LGV	OGV1	OGV2	BUS	TOT	PCU	CAR	LGV	OGV1	OGV2	BUS	TOT	PCU
00:00	0	0	0	0	0	0	0	2	0	0	0	0	2	2	0	0	0	0	0	0	0
00:15	0	0	0	0	0	0	0	1	0	0	0	0	1	1	0	0	0	0	0	0	0
00:30	0	0	0	0	0	0	0	0	0	0	0	0	0	0	0	0	0	0	0	0	0
00:45	0	0	0	0	0	0	0	2	0	0	0	0	2	2	0	0	0	0	0	0	0
H/TOT	0	0	0	0	0	0	0	5	0	0	0	0	5	5	0	0	0	0	0	0	0
01:00	0	0	0	0	0	0	0	0	0	0	0	0	0	0	0	0	0	0	0	0	0
01:15	0	0	0	0	0	0	0	1	0	0	0	0	1	1	0	0	0	0	0	0	0
01:30	0	0	0	0	0	0	0	0	0	0	0	0	0	0	0	0	0	0	0	0	0
01:45	0	0	0	0	0	0	0	0	0	0	0	0	0	0	0	0	0	0	0	0	0
H/TOT	0	0	0	0	0	0	0	1	0	0	0	0	1	1	0	0	0	0	0	0	0
02:00	1	0	0	0	0	1	1	2	0	0	0	0	2	2	0	0	0	0	0	0	0
02:15	0	0	0	0	0	0	0	0	0	0	0	0	0	0	0	0	0	0	0	0	0
02:30	0	0	0	0	0	0	0	1	0	0	0	0	1	1	0	0	0	0	0	0	0
02:45	1	0	0	0	0	1	1	0	0	0	0	0	0	0	0	0	0	0	0	0	0
H/TOT	2	0	0	0	0	2	2	3	0	0	0	0	3	3	0	0	0	0	0	0	0
03:00	1	0	0	0	0	1	1	0	0	0	0	0	0	0	0	0	0	0	0	0	0
03:15	0	0	0	0	0	0	0	0	0	0	0	0	0	0	0	0	0	0	0	0	0
03:30	0	0	0	0	0	0	0	0	0	0	0	0	0	0	0	0	0	0	0	0	0
03:45	0	0	0	0	0	0	0	0	0	0	0	0	0	0	0	0	0	0	0	0	0
H/TOT	1	0	0	0	0	1	1	0	0	0	0	0	0	0	0	0	0	0	0	0	0
04:00	0	0	0	0	0	0	0	1	0	0	0	0	1	1	0	0	0	0	0	0	0
04:15	0	0	0	0	0	0	0	0	0	0	0	0	0	0	0	0	0	0	0	0	0
04:30	0	0	0	0	0	0	0	0	0	0	0	0	0	0	0	0	0	0	0	0	0
04:45	0	0	0	0	0	0	0	1	0	0	0	0	1	1	0	0	0	0	0	0	0
H/TOT	0	0	0	0	0	0	0	2	0	0	0	0	2	2	0	0	0	0	0	0	0
05:00	0	0	0	0	0	0	0	0	0	0	0	0	0	0	0	0	0	0	0	0	0
05:15	0	0	0	0	0	0	0	0	0	0	0	0	0	0	0	0	0	0	0	0	0
05:30	0	0	0	0	0	0	0	0	0	0	0	0	0	0	0	0	0	0	0	0	0
05:45	0	0	0	0	0	0	0	1	1	0	0	0	2	2	0	0	0	0	0	0	0
H/TOT	0	0	0	0	0	0	0	1	1	0	0	0	2	2	0	0	0	0	0	0	0
06:00	0	0	0	0	0	0	0	2	1	1	0	0	4	5	0	0	0	0	0	0	0
06:15	0	0	0	0	0	0	0	4	1	1	0	0	6	7	0	0	0	0	0	0	0
06:30	0	0	0	0	0	0	0	4	0	0	0	1	5	6	0	0	0	0	0	0	0
06:45	0	0	0	0	0	0	0	4	1	0	0	0	5	5	1	0	0	0	0	1	1
H/TOT	0	0	0	0	0	0	0	14	3	2	0	1	20	22	1	0	0	0	0	1	1
07:00	1	0	0	0	0	1	1	2	1	0	1	0	4	5	0	0	0	0	0	0	0
07:15	0	0	0	0	0	0	0	2	3	0	1	0	6	7	0	0	0	0	0	0	0
07:30	0	0	0	0	0	0	0	3	1	0	0	0	4	4	0	0	0	0	0	0	0
07:45	1	1	0	0	0	2	2	4	4	2	0	0	10	11	0	0	0	0	0	0	0
H/TOT	2	1	0	0	0	3	3	11	9	2	2	0	24	28	0	0	0	0	0	0	0

TRAFFINOMICS LIMITED

**CAHERMURPHY WIND FARM TRAFFIC COUNT
MANUAL CLASSIFIED JUNCTION TURNING COUNT**

**JANUARY 2026
TRA/26/005**

SITE: 01

DATE: 19th January 2026

LOCATION: Back Street/R484 Creegh Road/R484 Ennis Road

DAY: Tuesday

TIME	MOVEMENT 10							MOVEMENT 11							MOVEMENT 12						
	CAR	LGV	OGV1	OGV2	BUS	TOT	PCU	CAR	LGV	OGV1	OGV2	BUS	TOT	PCU	CAR	LGV	OGV1	OGV2	BUS	TOT	PCU
08:00	0	1	0	0	0	1	1	8	5	1	0	1	15	17	1	1	0	0	0	2	2
08:15	0	1	0	0	0	1	1	7	2	0	0	0	9	9	0	0	0	0	0	0	0
08:30	0	0	0	0	0	0	0	5	6	1	0	0	12	13	0	0	0	0	0	0	0
08:45	1	0	0	0	0	1	1	8	1	0	0	2	11	13	6	1	0	0	0	7	7
H/TOT	1	2	0	0	0	3	3	28	14	2	0	3	47	51	7	2	0	0	0	9	9
09:00	3	0	0	0	0	3	3	5	5	3	1	0	14	17	1	0	0	1	0	2	3
09:15	2	1	0	0	0	3	3	6	2	0	0	0	8	8	0	1	1	0	0	2	3
09:30	1	1	0	0	0	2	2	8	5	0	0	0	13	13	3	0	0	0	0	3	3
09:45	0	2	0	0	0	2	2	1	1	1	0	0	3	4	7	0	0	0	0	7	7
H/TOT	6	4	0	0	0	10	10	20	13	4	1	0	38	41	11	1	1	1	0	14	16
10:00	2	0	0	0	0	2	2	7	2	1	0	0	10	11	2	1	0	0	0	3	3
10:15	1	0	0	0	0	1	1	4	1	0	1	0	6	7	0	0	0	0	0	0	0
10:30	2	0	1	0	0	3	4	6	5	0	0	0	11	11	0	0	0	0	0	0	0
10:45	0	1	0	0	0	1	1	5	2	0	0	0	7	7	0	0	0	0	0	0	0
H/TOT	5	1	1	0	0	7	8	22	10	1	1	0	34	36	2	1	0	0	0	3	3
11:00	1	0	0	0	0	1	1	5	2	0	0	0	7	7	0	1	1	0	0	2	3
11:15	1	2	0	0	0	3	3	1	0	1	0	0	2	3	4	0	0	0	0	4	4
11:30	1	0	0	0	0	1	1	2	0	1	0	0	3	4	1	1	0	0	0	2	2
11:45	0	0	0	0	0	0	0	6	2	0	0	0	8	8	4	2	0	0	0	6	6
H/TOT	3	2	0	0	0	5	5	14	4	2	0	0	20	21	9	4	1	0	0	14	15
12:00	1	0	0	0	0	1	1	5	7	2	0	0	14	15	3	0	0	0	0	3	3
12:15	0	1	0	0	0	1	1	6	0	1	0	0	7	8	5	0	0	0	0	5	5
12:30	1	1	1	0	0	3	4	4	3	0	0	0	7	7	4	0	0	1	0	5	6
12:45	0	0	0	0	0	0	0	4	1	1	0	0	6	7	2	0	0	0	0	2	2
H/TOT	2	2	1	0	0	5	6	19	11	4	0	0	34	36	14	0	0	1	0	15	16
13:00	0	1	0	0	0	1	1	5	2	0	0	0	7	7	2	2	0	0	0	4	4
13:15	1	0	0	0	0	1	1	3	2	0	0	0	5	5	0	0	0	0	0	0	0
13:30	1	0	0	0	0	1	1	7	4	0	0	0	11	11	1	0	0	0	0	1	1
13:45	0	1	0	0	0	1	1	4	4	1	0	0	9	10	2	0	0	0	0	2	2
H/TOT	2	2	0	0	0	4	4	19	12	1	0	0	32	33	5	2	0	0	0	7	7
14:00	2	1	0	0	0	3	3	4	3	0	0	0	7	7	2	0	0	0	0	2	2
14:15	2	0	0	0	0	2	2	2	2	0	1	0	5	6	1	0	0	0	0	1	1
14:30	2	2	0	0	0	4	4	8	2	0	0	0	10	10	1	0	0	0	0	1	1
14:45	1	0	0	0	0	1	1	12	2	0	0	0	14	14	1	3	0	0	0	4	4
H/TOT	7	3	0	0	0	10	10	26	9	0	1	0	36	37	5	3	0	0	0	8	8
15:00	2	0	1	0	0	3	4	12	3	0	0	0	15	15	2	2	0	0	0	4	4
15:15	0	0	0	0	0	0	0	3	0	0	0	0	3	3	0	0	0	0	0	0	0
15:30	5	0	0	0	0	5	5	12	6	3	0	0	21	23	5	0	0	0	2	7	9
15:45	0	0	0	0	0	0	0	4	0	0	0	1	5	6	1	1	0	0	0	2	2
H/TOT	7	0	1	0	0	8	9	31	9	3	0	1	44	47	8	3	0	0	2	13	15

TRAFFINOMICS LIMITED

**CAHERMURPHY WIND FARM TRAFFIC COUNT
MANUAL CLASSIFIED JUNCTION TURNING COUNT**

**JANUARY 2026
TRA/26/005**

SITE: 01

DATE: 19th January 2026

LOCATION: Back Street/R484 Creegh Road/R484 Ennis Road

DAY: Tuesday

TIME	MOVEMENT 10							MOVEMENT 11							MOVEMENT 12						
	CAR	LGV	OGV1	OGV2	BUS	TOT	PCU	CAR	LGV	OGV1	OGV2	BUS	TOT	PCU	CAR	LGV	OGV1	OGV2	BUS	TOT	PCU
16:00	2	1	0	0	0	3	3	16	2	1	0	0	19	20	1	0	0	0	0	1	1
16:15	3	1	0	0	0	4	4	7	4	3	0	0	14	16	1	0	0	0	0	1	1
16:30	1	2	0	0	0	3	3	9	1	1	0	0	11	12	4	1	0	0	0	5	5
16:45	5	2	0	0	0	7	7	12	4	0	0	0	16	16	0	1	0	0	0	1	1
H/TOT	11	6	0	0	0	17	17	44	11	5	0	0	60	63	6	2	0	0	0	8	8
17:00	1	0	0	0	0	1	1	13	2	0	1	0	16	17	2	1	0	0	0	3	3
17:15	3	0	0	0	0	3	3	14	3	1	0	0	18	19	5	3	1	0	0	9	10
17:30	1	0	0	0	0	1	1	20	6	2	1	0	29	31	4	2	0	0	0	6	6
17:45	3	2	0	0	0	5	5	13	6	0	0	0	19	19	0	1	0	0	0	1	1
H/TOT	8	2	0	0	0	10	10	60	17	3	2	0	82	86	11	7	1	0	0	19	20
18:00	5	0	0	0	0	5	5	14	4	0	0	0	18	18	0	1	0	0	0	1	1
18:15	1	0	0	0	0	1	1	13	4	0	0	0	17	17	2	1	0	0	0	3	3
18:30	4	1	0	0	0	5	5	17	1	0	0	0	18	18	3	0	0	0	0	3	3
18:45	1	1	0	0	0	2	2	7	3	0	0	0	10	10	1	0	0	0	0	1	1
H/TOT	11	2	0	0	0	13	13	51	12	0	0	0	63	63	6	2	0	0	0	8	8
19:00	0	0	0	0	0	0	0	7	1	0	0	0	8	8	0	0	0	0	0	0	0
19:15	1	0	0	0	0	1	1	8	1	0	0	0	9	9	1	1	0	0	0	2	2
19:30	2	1	0	0	0	3	3	8	1	0	0	0	9	9	2	0	0	0	0	2	2
19:45	1	0	0	0	0	1	1	7	2	0	0	0	9	9	2	0	0	0	0	2	2
H/TOT	4	1	0	0	0	5	5	30	5	0	0	0	35	35	5	1	0	0	0	6	6
20:00	2	0	0	0	0	2	2	8	1	0	0	0	9	9	2	1	0	0	0	3	3
20:15	1	0	0	0	0	1	1	5	1	0	0	0	6	6	1	0	0	0	0	1	1
20:30	0	0	0	0	0	0	0	6	2	0	0	0	8	8	5	1	0	0	0	6	6
20:45	1	0	0	0	0	1	1	7	1	0	0	0	8	8	2	0	0	0	0	2	2
H/TOT	4	0	0	0	0	4	4	26	5	0	0	0	31	31	10	2	0	0	0	12	12
21:00	2	1	0	0	0	3	3	5	0	0	0	0	5	5	0	1	0	0	0	1	1
21:15	0	0	0	0	0	0	0	2	1	0	0	0	3	3	0	0	0	0	0	0	0
21:30	2	0	0	0	0	2	2	8	0	0	0	0	8	8	1	0	0	0	0	1	1
21:45	1	0	0	0	0	1	1	3	2	0	0	0	5	5	1	0	0	0	0	1	1
H/TOT	5	1	0	0	0	6	6	18	3	0	0	0	21	21	2	1	0	0	0	3	3
22:00	1	0	0	0	0	1	1	4	0	0	0	0	4	4	0	0	0	0	0	0	0
22:15	0	0	0	0	0	0	0	3	0	0	0	0	3	3	0	1	0	0	0	1	1
22:30	1	0	0	0	0	1	1	1	0	0	0	0	1	1	0	0	0	0	0	0	0
22:45	0	0	0	0	0	0	0	1	0	0	0	0	1	1	1	0	0	0	0	1	1
H/TOT	2	0	0	0	0	2	2	9	0	0	0	0	9	9	1	1	0	0	0	2	2
23:00	0	0	0	0	0	0	0	1	0	0	0	0	1	1	0	0	0	0	0	0	0
23:15	0	0	0	0	0	0	0	1	0	0	0	0	1	1	0	0	0	0	0	0	0
23:30	0	0	0	0	0	0	0	1	0	0	0	0	1	1	0	0	0	0	0	0	0
23:45	1	0	0	0	0	1	1	2	0	0	0	0	2	2	0	0	0	0	0	0	0
H/TOT	1	0	0	0	0	1	1	5	0	0	0	0	5	5	0	0	0	0	0	0	0
00:00 - 00:00	84	29	3	0	0	116	117.5	459	148	29	7	5	648	676.6	103	32	3	2	2	142	148.1
06:00 - 22:00	78	29	3	0	0	110	111.5	433	147	29	7	5	621	649.6	102	31	3	2	2	140	146.1
07:00 - 19:00	65	27	3	0	0	95	96.5	345	131	27	7	4	514	540.6	84	27	3	2	2	118	124.1

Automatic Traffic Count Data – N68 between Ennis and Kilrush - 2025

The screenshot displays a web application interface for traffic count data. At the top left, there is a search bar and a 'Streets' dropdown menu. The main area is a map showing the N68 road between Ennis and Kilrush, with a green triangle marker indicating the station location. A legend in the bottom left corner lists various road types with their corresponding symbols and colors: All (blue square), Motorway National Primary (blue circle), National Primary (green circle), National Secondary (green triangle), Regional (green square), and Active Travel (yellow circle). A data popup window is open, showing the station details and a table of traffic count data from 2022 to 2026. The table has columns for Year, ADT, % HGV, and Coverage. Below the table are buttons for 'Site Dashboard', 'Site data', 'Zoom to site', and 'Street view'. On the right side, there is a TIIV logo (Transport Infrastructure Ireland) and a news section with a recent update on a weather event.

Station Id: TMU N68 030.0 E
Description: N68 Between Ennis and Kilrush, Ballyduneeen, Co. Clare

	ADT	% HGV	Coverage
2026	3,451	2.4%	2.9%
2025	4,466	2.9%	100.0%
2024	4,393	3.0%	100.0%
2023	4,246	3.2%	100.0%
2022	4,098	3.4%	98.5%

[Site Dashboard](#)
[Site data](#)
[Zoom to site](#)
[Street view](#)

[Search function](#)
[Supported browsers](#)
[Open Data Portal](#)
[Global reports](#)
[Disclaimer](#)

Site Name TMU N68 030.0 E Site ID 000000001681 Grid 114611162757

All Lanes ▾ Time Period: 1 hour ▾ Class: Any ▾ Exclude data: N

	<-- Mon	Tue	Average of each			Sat	--> Sun	Average		Total
			Wed	Thu	Fri			Workday	7 Day	Count
00:00	20	17	18	18	18	27	28	18	21	7550
01:00	12	8	10	8	8	17	22	9	12	4388
02:00	8	8	7	7	9	10	14	8	9	3300
03:00	9	7	8	6	7	7	9	7	8	2809
04:00	15	13	13	12	12	10	8	13	12	4345
05:00	41	43	40	40	38	24	13	40	34	12461
06:00	149	168	160	162	145	61	27	157	125	45485
07:00	285	319	304	301	268	111	51	295	234	85535
08:00	300	336	321	336	296	149	84	318	260	95034
09:00	241	282	260	271	245	207	139	260	235	85766
10:00	241	261	257	251	249	265	214	252	248	90574
11:00	263	259	257	262	269	332	286	262	275	100535
12:00	290	273	272	276	309	374	361	284	308	112316
13:00	303	282	289	286	322	387	391	296	323	117485
14:00	298	284	285	296	347	376	370	302	322	117614
15:00	333	324	333	333	410	373	360	347	352	128565
16:00	383	384	391	396	466	351	346	404	388	141653
17:00	428	450	451	451	457	323	341	447	414	151242
18:00	308	327	327	334	395	273	305	338	324	118245
19:00	182	191	193	209	259	203	234	207	210	76678
20:00	121	139	135	154	184	155	155	147	149	54404
21:00	86	96	101	111	128	100	92	104	102	37210
22:00	52	58	59	68	84	69	59	64	64	23379
23:00	28	33	37	38	52	43	27	37	37	13405
07-19	3672	3780	3747	3792	4032	3520	3248	3804	3684	1344564
06-22	4210	4374	4337	4429	4748	4037	3756	4419	4270	1558341
06-24	4291	4464	4432	4535	4884	4149	3843	4521	4371	1595125
00-24	4396	4560	4528	4625	4977	4243	3936	4617	4466	1629978
am Peak	08:00	08:00	08:00	08:00	08:00	11:00	11:00	08:00	11:00	
Peak Volume	300	336	321	336	296	332	286	318	275	
pm Peak	17:00	17:00	17:00	17:00	16:00	13:00	13:00	17:00	17:00	
Peak Volume	428	450	451	451	466	387	391	447	414	